

**STARPOOL**

wellness concept

# SweetCollection





**WELCOME  
TO A NEW  
DIMENSION  
OF SPA**







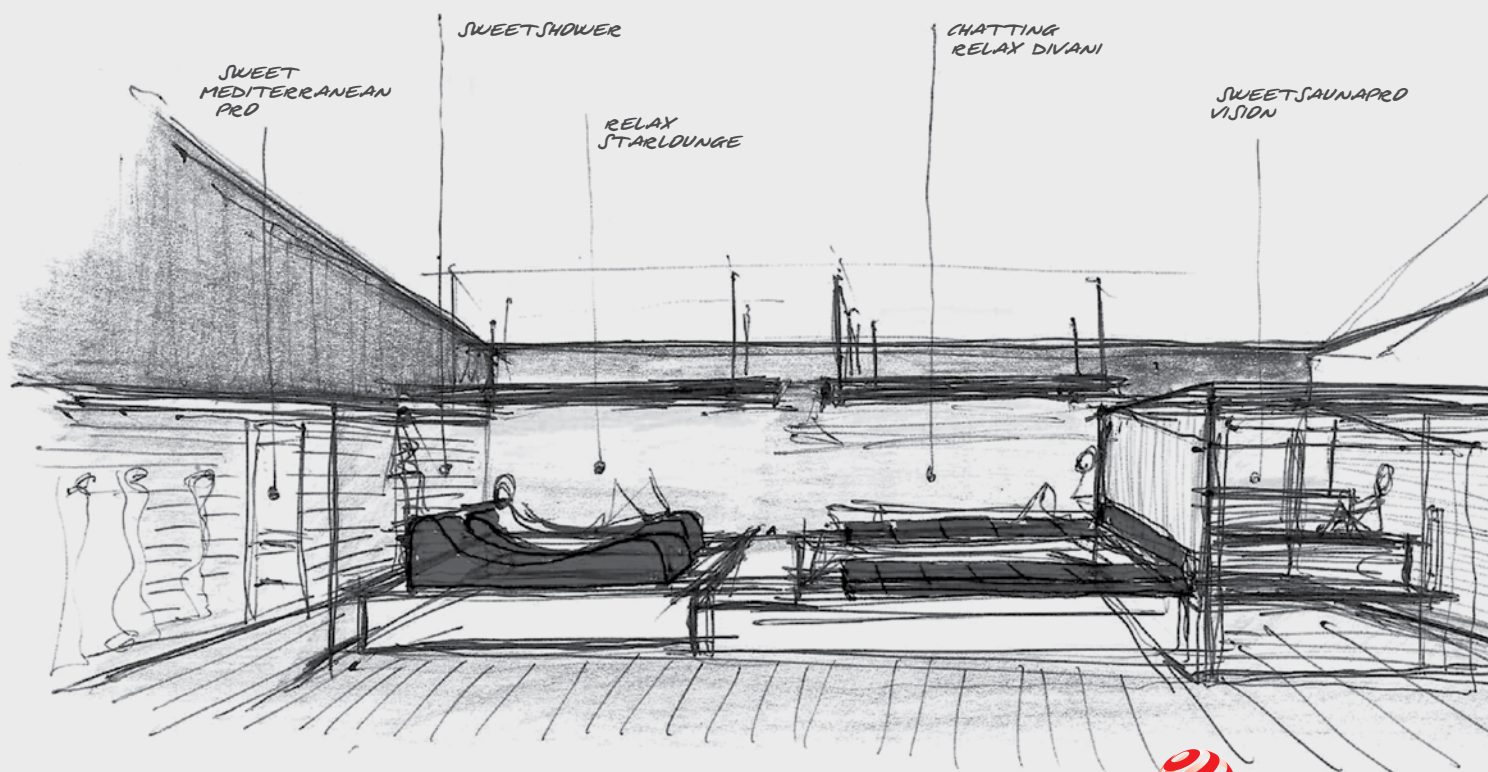
# DNA STARPOOL

**Flows and treatments through  
the use of heat, water and relaxation.**

“This formula, with its ancient origins, is the true essence of every Starpool spa. We express our passion for the culture of well-being through the design and constant search for quality of our products and services.”


A handwritten signature in blue ink, reading 'Riccardo Turri'.

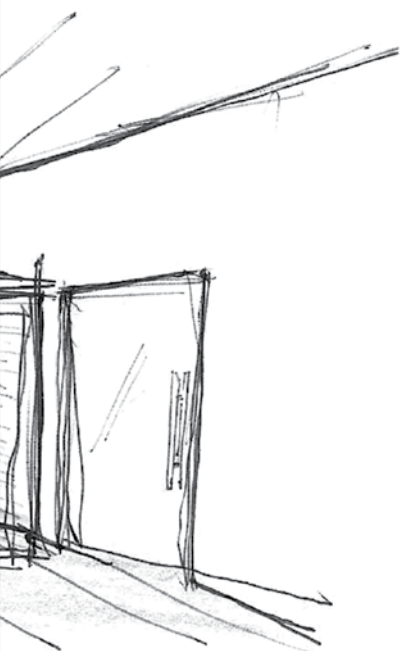
Riccardo Turri  
CEO Starpool



All products in the Sweet collection are overseen by designer **Cristiano Mino**

**reddot** design award





# SWEET IS

**Sweet is purity of form,  
functionality and beauty.  
Sweet is a unique, unmistakable,  
inimitable style.**

The simple lines transform the shower, the sauna and the steam bath into furnishings that are aesthetically adaptable to every ambience. The transparency and translucence of the coatings add brightness to relaxing moments while ensuring maximum hygiene.

Sweet Collection ensures that well-being is not the exclusive right of hotels or fitness centres, but can also be part of daily home life.







# SWEET IS... GREEN

## Energy-saving technologies

All Sweet products are fitted as standard with the Starpool "Green Pack", a set of functions that can reduce energy consumption: automatic door closing, a door-open sensor capable of switching the heat supply off and "Energy Efficient" software to control and maintain the temperature.

All Sweet products can be fitted with Starpool's "Eco Spa Technology" software for the automated management of all spa equipment, remote control and diagnosis and optimisation of energy use. Eco Spa Technology helps control energy distribution, avoiding any overrun of the maximum kW rating in use and resulting in long-term financial savings.

## Bio-compatibility

All Sweet products are designed with eco-sustainability in mind.

The sauna wood is 100% natural and is untreated. Constant controls of the wood used permit the selection of types with a low formaldehyde content and further drying in wood furnaces reduces the release of this substance by over half of the permitted limit. The special working of the slats and the construction system employed limits the use of adhesives in the installation phase, thus optimising the healthiness of the surroundings.

## Sustainable production

All Sweet products are manufactured with a low environmental impact with limited energy consumption from clean and renewable sources, recyclable raw materials and external emissions equal to zero.

## Renewable materials

Sweet products are manufactured from highly recyclable materials that represent over 75% of their weight. The simple system for dismantling the components makes it easy to recover the raw materials at the end of a product's life-cycle.

## Natural, reusable packaging

All Sweet products are dispatched in firwood boxes from the Fiemme Valley that can be collected and re-used many times over, thus reducing the use of new packaging materials.

## Let's make a difference!

At Starpool we sort waste materials and, where technically possible, we regenerate the components of products that have been withdrawn and are no longer in use.

## Be green

Being green is not just a slogan for Starpool: it is a daily commitment to the future.

## The Sweet product range

Sweet products are available in a wide variety of dimensions and layouts. Designed to accommodate more than one person, they can be inserted into every type of environment and ideally meet spatial requirements, all while retaining their technical and aesthetic qualities. Sweet products include various models of showers, heat baths, steam baths and ready-to-install saunas, supplied with internal coatings and a wide range of standard equipment. Their modularity permits the realisation of professional well-being solutions, whether for domestic environments or for large-scale spas, ensuring quick and easy installation operations, while offering a single point of contact for the creation of a high-quality spa environment.

# Sweet Collection



SweetSpa



SweetSpa XL

**10 | 22**

SweetSauna90



SweetSauna90 XL



SweetSauna Infrared



SweetSauna90 Combi

**28 | 40 | 42 | 44**

SweetSteamSmart



SweetSaunaSmart

SweetSaunaSmart  
InfraredSweetSaunaSmart  
Combi**52 | 62 | 70 | 72**

SweetSteamPro

**78**

SweetSaunaPro

**88**

SweetMediterraneanPro

**98**

SweetShower

**108**

Comparative table

**118**

Layouts

**122**

# SweetSpa

design **Cristiano Mino**

## THE FORM OF MY WELL-BEING SPACE





# SweetSpa



## A TRUE SPA DEDICATED TO SELF-TREATMENT IN JUST 3 M<sup>2</sup>

SweetSpa represents all of the Starpool philosophy for those looking for a professional, emotional, engaging and interactive well-being experience. A perfect synthesis of leading-edge technology, inimitable design and selected materials, SweetSpa is ideal for the home, for hotel rooms, spas and all environments dedicated to personal wellness.



# MULTITASKING

With SweetSpa, Starpool has invented a concept that gives a new dimension to self-treatment based on multifunctionality and maximum personalisation.



## STEAM BATH

The professional direct admission system allows the steam bath, aromatised with eucalyptus, to reach a temperature of 43/45°C in a few minutes with a relative humidity of 98%.



## SHOWER

The shower experience can be personalised each day, immersed in a bathroom of colour accompanied by your favourite.



## SENSORY SHOWERS

SweetSpa offers the delicate emotions of Breeze, a fresh, blue, nebulisation aromatised with mint and Rain, a summery rain with the amber of maracuja.





### SPA SYSTEM PROGRAM

Four different programs to personalise your own well-being experience. A simple touch selects the TONIC, RELAX, PURIFY or EXCITE programs that can be enhanced with the "SweetSpa Treatments" sensory cosmetic products: perfumed poultices, special scrubs and marine muds.



### COLOUR

The lighting features of SweetSpa add all the beneficial effects of the use of colours to every treatment and can be left to fade in and out or set to your preferred tone.



### MUSIC

The music kit offers the four sound selections of the SweetSpa program. An MP3 player with USB and Bluetooth technology is fitted as standard for you to enjoy SweetSpa with your choice of music.



# SPA SYSTEM PROGRAM: YOUR EVERY DESIRE

Four regenerating paths, each characterised by 15 minutes of steam bath surrounded by music, colours, aromas, emotional showers and your choice of well-being treatments.



## TONIC

For revitalising the organism, accompanied by vigorous and stimulating sounds with the intensity of the green light.



**Self-treatment:** chocolate scrub to smooth and strengthen the skin, while its scent helps in producing endorphins to give a sense of joy.



## RELAX

For relieving stress, soothed by relaxing sounds in the depths of the blue light.



**Self-treatment:** mandarin poultice to relax surface tissues and ease muscle tension, producing a feeling of mental and physical relaxation.




## PURIFY

For restoring balance to the notes of sounds that produce a stabilising effect, accompanied by yellow light.



**Self-treatment:** detox mud from the Dead Sea to treat unsightly excess fluid build-up.



## EXCITE

For restoring vigour by means of a selection of dynamic sounds, with the force of red light.



**Self-treatment:** salt from the Dead Sea with white musk, with energising, remineralising and adrenalin effects thanks to its special perfume.



**REGULATORS**

These modulate the temperature and water flow of the shower and wall jet

**WALL JET**

The wall jet is ideal for refreshing the body during the steam bath and facilitating the cleaning of the SweetSpa

**SPA SYSTEM PROGRAM**

Four paths for self-treatment:  
TONIC - RELAX - PURIFY - EXCITE

# SIMPLICITY AT JUST ONE TOUCH

An intuitive touch-screen panel selects paths and functions with a simple gesture: the touch of your fingers expresses your desires.

## BREEZE


Particles of nebulised water blue light with the essence of cold mint

## LIGHT

White light

## MUSIC

Playing and adjusting music



## RAIN

Drops of warm water  
amber light  
essence of maracuja

## STEAM

Intense steam bath  
aromatised with eucalyptus

## ALARM

Stops all functions in cabin  
and disconnects power

## COLOURS

One touch: alternates coloured lights  
Two touches: sets light colour at preferred tone

# FUNCTIONAL DESIGN

All the functionality of SweetSpa is enriched by selected materials and stylistic solutions designed to offer an attractive form to match the high-quality content.



## **Crystal white**

Walls of white back-painted crystal. Seating and floor in white solid surface.



## **Crystal black**

Walls of black back-painted crystal. Seating and floor in black solid surface.



## **Luxury Calacatta**

Walls of Calacatta marble. Seating and floor in white solid surface.



## **Luxury Eramosa**

Walls of Eramosa marble. Seating and floor in black solid surface.



**red dot design award**  
best of the best 2011

### **1\_DOOR**

The wide glazing provides insulation against noise and frees space. The large handle, ergonomic and sleek, offers a comfortable grip and provides SweetSpa with a further touch of personality.

### **2\_FRAME**

The chrome effect and light elegance of the finishing embellishes the sleek lines of SweetSpa.

### **3\_TOUCH-SCREEN DISPLAY**

A practical touch screen with an intuitive interface allows swift and simple selection of the SweetSpa functions and programs.

### **4\_SUSPENDED SEATING**

The suspended seating, detached from the wall, means easy cleaning and no water build-up. The solid surface of the seating is anti-static and anti-bacterial.

### **5\_LIGHTING**

The lighting features of SweetSpa add all the beneficial effects of the use of colours to every treatment and can be left to fade in and out or set to your preferred tone.

### **6\_ZERO GROUTING**

With a grout surface of less than 1% of the glass or marble coating, SweetSpa is a product that offers the best guarantee for hygiene.

Be  
green



### 7\_SHOWER/SHOWERS

Shower head integrated into the ceiling in a unique solution with white light and two sensory showers, each accompanied by an emotional aroma and coloured LEDs.

### 8\_TECHNICAL SPACE WITH CARRIAGE

The sliding carriage containing the technical space allows ordinary maintenance to be carried out fully autonomously in simple operations. Where space is lacking the technical space can be installed at a remote location.

### PRACTICALITY

SweetSpa is a spa model with a shower ready to install. Installation is fast and safe, even in areas where flooring is already present. The product can be removed and reassembled elsewhere at any time.

### LOW CONSUMPTION

Energy consumption is low and compatible with domestic use.

### BE GREEN

SweetSpa is fitted as standard with the "Green Pack" system, with automatic door closing, a door-open sensor capable of switching the heat supply off and "Energy Efficient" software to control and maintain the temperature, all of which optimises energy consumption and avoids wasting energy.


# SweetSpa XL



## DOUBLE THE PLEASURE OF SWEET SPA

The XL version doubles the pleasure of SweetSpa while maintaining unchanged its qualities, functionalities and content. The larger dimensions can accommodate up to four people thanks to the seating designed to optimise the comfort of couples or for sharing wellness with all the family.





# TECHNICAL DETAILS

## PERSONAL EDITION

The Personal version is recommended for private use, whether at home, in hotel rooms or in an area booked in a spa where users can decide when, with whom and how to enjoy and personalise their own well-being experience.



SweetSpa



SweetSpa XL

EXTERNAL DIMENSIONS WITH INTEGRATED TECHNICAL SPACE WITH CARRIAGE (cm)	175 W x 150 D x 230 H	 x2	295 W x 150 D x 230 H	 x4
MINIMUM DIMENSIONS FOR INSTALLATION WITH INTEGRATED SPACE WITH CARRIAGE (cm)	185 W x 155 D x 240 H		305 W x 155 D x 240 H	
EXTERNAL DIMENSIONS WITH REMOTE TECHNICAL SPACE WITH PANEL (cm)	150 W x 150 D x 230 H		250 W x 150 D x 230 H	
MINIMUM DIMENSIONS FOR INSTALLATION WITH REMOTE TECHNICAL SPACE WITH PANEL (cm)	160 W x 155 D x 240 H		260 W x 155 D x 240 H	
WEIGHT	750 Kg - 285 kg for sm		1200 Kg - 290 Kg for sm	
VOLTAGE	230 VAC 1P+N+PE		400 VAC 3P+N+PE	
CONSUMPTION	max 3,5 kW		max 5,0 kW	
TECHNICAL SPECIFICATION	Steam bath			
TEMPERATURE	43-45°C			
RELATIVE HUMIDITY	98%			
HEATING	Direct steam admission			
LIGHTING	RGB LED strips			
MUSIC KIT	Integrated music kit with preset selection of Spa Music by Starpool and audio MP3 player with USB and Bluetooth technology			
SEATING AND FLOORING	In solid surface			
DOOR	In tempered crystal, thk.10 mm - Width: 131 cm - Handle steel/steel			

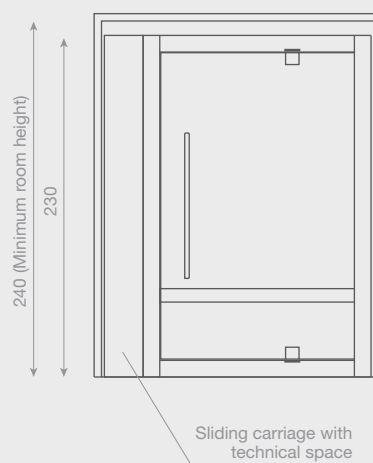
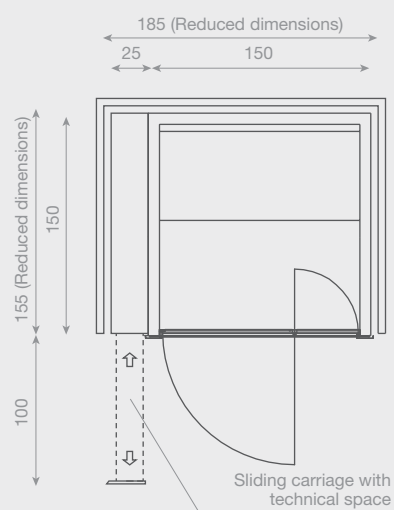
## FITTINGS

<b>Crystal white</b>	Walls of white back-painted crystal Seating and floor in white solid surface
<b>Crystal black</b>	Walls of black back-painted crystal Seating and floor in black solid surface
<b>Luxury Calacatta</b>	Walls of Calacatta marble Seating and floor in white solid surface
<b>Luxury Eramosa</b>	Walls of Eramosa marble Seating and floor in black solid surface

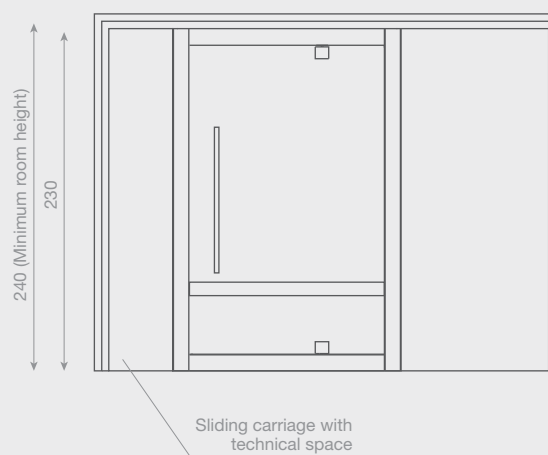
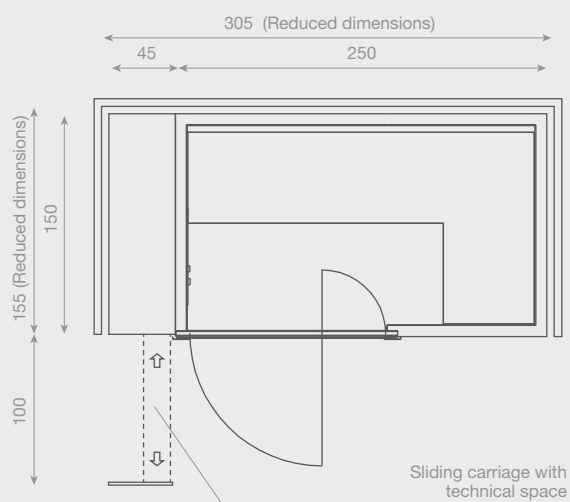
## SweetSpa / SweetSpaXL are available in two versions

	PERSONAL PLUS	PERSONAL
ON/OFF	•	•
AROMATISED STEAM BATH	•	•
COLOURS	•	•
LIGHT	•	•
MP3 WITH MUSIC PLAY/STOP/REW/FF/VOLUME +/-	•	•
ALARM	•	•
SENSORY SHOWER BREEZE AND RAIN	•	-
SPA SYSTEM PROGRAM	•	-
WALL WATER JET, COLD WATER ONLY	-	-
WALL WATER JET WITH HOT/COLD WATER MIXER	•	•
CEILING SHOWER HEAD	•	•
FLOW DIVERTER FROM WATER JET TO SHOWER HEAD	•	•
BASE/FLOORING	•	•

## SweetSpa



## SweetSpa XL



All Starpool products comply with current European standards. Starpool reserves the right to modify or update the technical specifications and dimensions of products without notice. If the purchaser intends to install Starpool products in non-EU where standards differ from European CE standards, the purchaser must indicate the necessary additional requirements to Starpool.

# TECHNICAL DETAILS

## SOCIAL EDITION

The social version is recommended for public use in hotel spas, thermal baths, gymnasiums or when the wellness experience is being shared with people who do not know each other.



SweetSpa



SweetSpa XL

EXTERNAL DIMENSIONS WITH INTEGRATED TECHNICAL SPACE WITH CARRIAGE (cm)	175 W x 150 D x 220 H	 x2	295 W x 150 D x 220 H	 x4
MINIMUM DIMENSIONS FOR INSTALLATION WITH INTEGRATED SPACE WITH CARRIAGE (cm)	185 W x 155 D x 230 H		305 W x 155 D x 230 H	
EXTERNAL DIMENSIONS WITH REMOTE TECHNICAL SPACE WITH PANEL (cm)	150 W x 150 D x 220 H		250 W x 150 D x 220 H	
MINIMUM DIMENSIONS FOR INSTALLATION WITH REMOTE TECHNICAL SPACE WITH PANEL (cm)	160 W x 155 D x 230 H		260 W x 155 D x 230 H	
WEIGHT	650 Kg - 248 kg for sm		1100 Kg - 267 Kg for sm	
VOLTAGE	230 VAC 1P+N+PE		400 VAC 3P+N+PE	
CONSUMPTION	max 3,5 kW		max 5,0 kW	
TECHNICAL SPECIFICATION	Steam bath			
TEMPERATURE	43-45°C			
RELATIVE HUMIDITY	98%			
HEATING	Direct steam admission			
LIGHTING	RGB LED strips			
MUSIC KIT	Integrated music kit with preset selection of Spa Music by Starpool and audio MP3 player with USB and Bluetooth technology			
SEATING	In solid surface			
DOOR	Temperedcrystal, thk. 10 mm with two leaves, one fixed and one with hydraulic hinge - Door opening: 88 cm Width: 131 cm - Handle: steel/steel			
DOOR FRAME	Steel frame (W 11 cm) around entire door perimeter except bottom side			

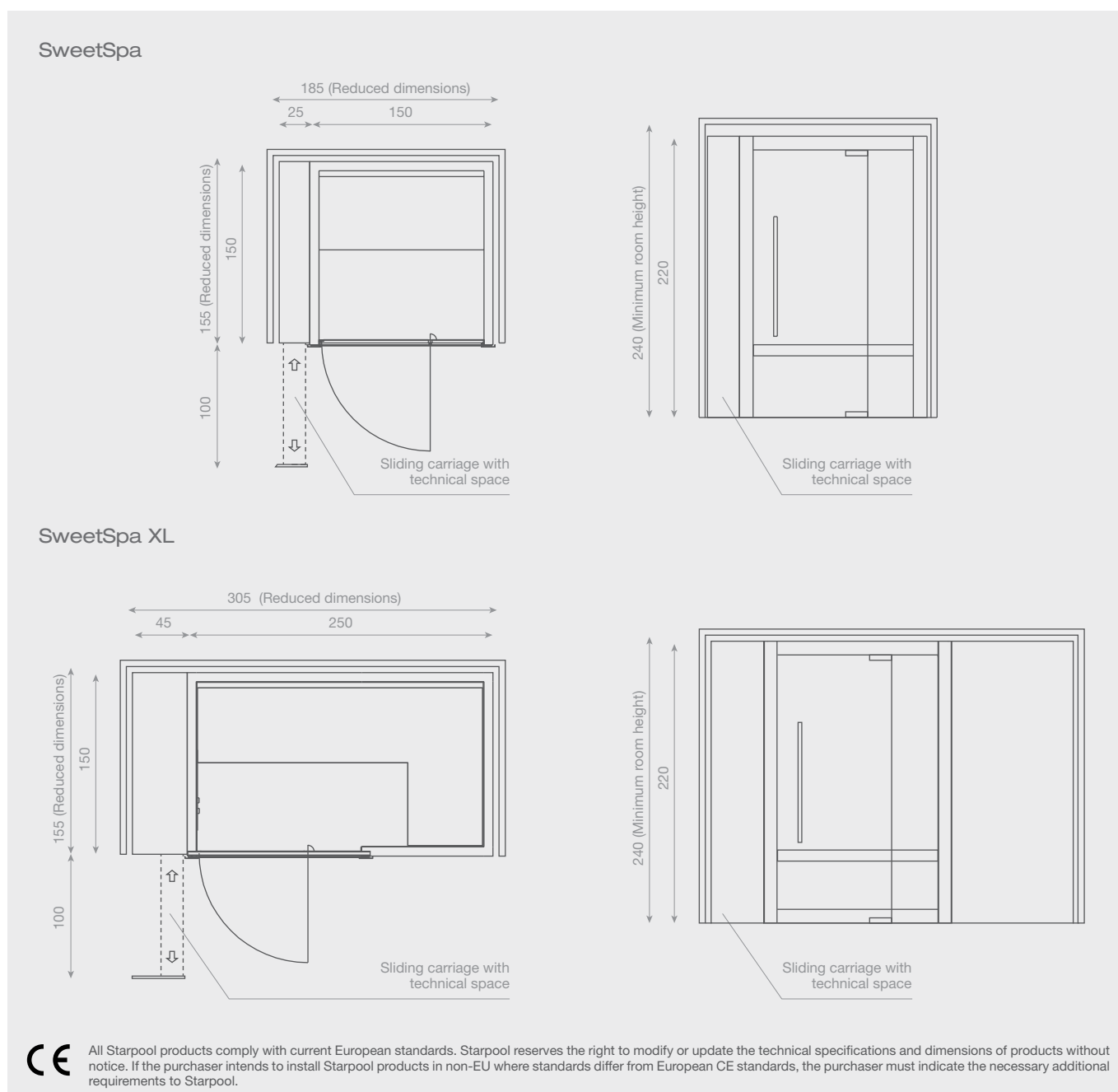
## FITTINGS

<b>Crystal white</b>	Walls of white back-painted crystal Seating and floor in white solid surface
<b>Crystal black</b>	Walls of black back-painted crystal Seating and floor in black solid surface
<b>Luxury Calacatta</b>	Walls of Calacatta marble Seating and floor in white solid surface
<b>Luxury Eramosa</b>	Walls of Eramosa marble Seating and floor in black solid surface

**SweetSpa / SweetSpa XL functions:**

	<b>SOCIAL</b>
ON/OFF	*
AROMATISED STEAM BATH	*
COLOURS	*
LIGHT	*
MP3 WITH MUSIC PLAY/STOP/REW/FF/VOLUME +/-	*
ALARM	•
SENSORY SHOWER BREEZE AND RAIN	-
SPA SYSTEM PROGRAM	-
WALL WATER JET, COLD WATER ONLY	•
WALL WATER JET WITH HOT/COLD WATER MIXER	-
CEILING SHOWER HEAD	-
FLOW DIVERTER FROM WATER JET TO SHOWER HEAD	-
BASE/FLOORING: not supplied, must be realised according to planning arrangements	

(\*) Where indicated the functions are activated from the technical space, differently from the SweetSpa internal touch screen panel.



# SweetSauna90

design **Cristiano Mino**

## THE ESSENCE OF WELL-BEING





# SweetSauna90



## A FINNISH SAUNA IN LESS THAN 3 M<sup>2</sup>

SweetSauna90 encapsulates the culture of the Nordic tradition and builds on it via innovation. The use of light and colours, the choice of materials, the ergonomics of the instruments and the harmony of the design elevate the sauna space into an elegant and exclusive pleasure: at home, in the spa and in all ambiances dedicated to personal wellness.





# MULTIFUNCTIONAL

With SweetSauna90, Starpool has invented a way of personalising the sauna with emotional aromas, music, colour and well-being programs, all available with a simple gesture.




## HEAT BATH

The internal stove adjacent to the crystal wall recreates the principles of the Finnish sauna with a temperature of 80-90°C and a relative humidity of 10-20%.



## SPA SYSTEM PROGRAM

Four different programs to customise your well-being experience. A simple touch selects the TONIC, RELAX, PURIFY or EXCITE paths to surround you with heat, aromas, colours and music.



### COLOUR

The lighting features of SweetSauna90 add all the beneficial effects of the use of colours to every treatment and can be left to fade in and out or set to your preferred colour.




### MUSIC

The music kit offers the four preset sound selections of the SweetSauna90 program. There is also an audio MP3 player with USB and Bluetooth technology.



# SPA SYSTEM PROGRAM: ALL YOUR DESIRES

Four regenerating paths, each characterised by 15 minutes of heat bath surrounded by music, colour and inviting perfumes.



## TONIC

For revitalising the organism, accompanied by vigorous and stimulating sounds with the intensity of the green light.

Fragrance of mint and vanilla.



## RELAX

For relieving stress, soothed by relaxing sounds in the depths of the blue light.

Fragrance of sweet orange and lime tree.



## PURIFY

For restoring balance to the notes of sounds with a stabilising effect, accompanied by yellow light.

Fragrance of pine.



## EXCITE

For recovering vigour by means of a selection of dynamic sounds, with the force of red light.

Fragrance of orange and ginger.




# SIMPLICITY AT JUST ONE TOUCH

An intuitive touch-screen panel selects paths and functions with a simple gesture: the touch of your fingers expresses your desires.


## SPA SYSTEM PROGRAM

Four well-being paths:  
TONIC - RELAX - PURIFY - EXCITE



**LIGHT**  
White light

**MUSIC**  
Playing and adjusting music



**COLOURS**  
One touch: alternates coloured lights  
Two touches: sets light colour at preferred tone

**HEAT**  
Activates heat bath/  
Finnish sauna

**ALARM**  
Stops all functions in cabin  
and disconnects power.

# FUNCTIONAL DESIGN

The clean lines and the rhythm of the illuminated slats of the LED strips create evocative light plays and make SweetSauna90 a stylish furnishing element.



## Cortina

Walls of natural oak slats with sawn surface. Seating, ceiling and flooring in ThermoWood oak. Steel/wood handle



## Milano

Walls of natural brushed oak slats alternating with ThermoWood oak. Seating, ceiling and flooring in ThermoWood oak. Steel/wood handle.

## Wall coating behind stove

### Crystal white

Crystal slab, white back-painted

### Crystal black

Crystal slab, black back-painted

### Luxury Calacatta

Calacatta marble slab

### Luxury Eramosa

Eramosa marble slab



reddot design award  
winner 2011

## 1\_OPENING

The wide glazing provides insulation against noise and frees space.

The large handle, ergonomic and sleek, offers a comfortable grip and provides SweetSauna90 with a further touch of personality.

## 2\_FRAME

The chrome effect and light elegance of the finishing embellishes the sleek lines of SweetSauna90.

## 3\_TOUCH-SCREEN DISPLAY

A practical touch screen with an intuitive interface allows swift and simple selection of the SweetSauna90 functions and programs.

## 4\_SUSPENDED SEATING

The seating suspended from the flooring means easy cleaning.



Be  
green

### 5\_LIGHTING

The lighting features of SweetSauna90 add all the beneficial effects of the use of colours to every treatment and can be left to fade in and out or set to your preferred tone.

### 6\_TECHNICAL SPACE WITH DRAWER

The sliding drawer containing the technical space allows ordinary maintenance to be carried out fully autonomously in simple operations. Where space is lacking the technical space can be installed at a remote location.

### 7\_NATURAL AIR EXTRACTION

The non-forced extraction system from below ensures constant natural air recycling and healthiness.

### PRACTICALITY

SweetSauna90 is a Finnish sauna model that is ready to install. Installation is fast and safe, even in areas where flooring is already present. The product can be removed and reassembled elsewhere at any time.

### LOW CONSUMPTION

Energy consumption is low and compatible with domestic use.

### BE GREEN

SweetSauna90 is fitted as standard with the "Green Pack" system, with automatic door closing, a door-open sensor capable of switching the heat supply off and "Energy Efficient" software to control and maintain the temperature, all of which optimises energy consumption and avoids wasting energy.

# SweetSauna90 XL



## DOUBLE THE PLEASURE OF SWEET SAUNA

The XL version of SweetSauna90 maintains the qualities, functionalities and content unchanged. The innovative seating designed to optimise space allows you to share wellness with all the family or with friends.



# SweetSauna Infrared



## THE SAUNA THAT HEATS FROM WITHIN

The infrared version is a particularly effective, safe and localised heat treatment. The ceramic lamps, filled with lava sand, and the low-temperature infrared technique release heat through the ergonomic seating to heat the body from within. The absence of any stove means that SweetSauna infrared can also be installed in complete safety in non-controlled areas such as hotel rooms.

Infrared technology powered by

**PHYSIO THERM®**  
Infrarotkabinen



# SweetSauna90 Combi



## A SAUNA FOR ALL TASTES

SweetSauna90 Combi is the perfect solution for those who wish to feel free to choose at any moment. With its double system of a traditional stove and infrared lamps for localised heat treatment, it offers the best of the two sauna worlds, with the high temperatures of the classic Finnish sauna (80/90°C) or an enveloping, more gentle warmth (35/40°C). This combined solution can be installed in all ambiances dedicated to well-being and is also available in the XL version.

Infrared technology powered by

**PHYSIO THERM**<sup>®</sup>  
Infrarotkabinen



# TECHNICAL DETAILS

## PERSONAL EDITION



The Personal version is recommended for private use, whether at home, in hotel rooms or in an area booked in a spa where users can decide when, with whom and how to enjoy and personalise their own well-being experience.



SweetSauna90



SweetSauna90 XL

EXTERNAL DIMENSIONS WITH INTEGRATED TECHNICAL SPACE WITH DRAWER (cm)	200 W x 150 D x 230 H	 x2	275 W x 150 D x 230 H	 x4
MINIMUM DIMENSIONS FOR INSTALLATION WITH INTEGRATED TECHNICAL SPACE WITH DRAWER (cm)	210 W x 155 D x 240 H		285 W x 155 D x 240 H	
EXTERNAL DIMENSIONS WITH REMOTE TECHNICAL SPACE WITH PANEL (cm)	175 W x 150 D x 230 H		250 W x 150 D x 230 H	
MINIMUM DIMENSIONS FOR INSTALLATION WITH REMOTE TECHNICAL SPACE WITH PANEL (cm)	185 W x 155 D x 240 H		260 W x 155 D x 240 H	
WEIGHT	810 Kg - 270 Kg for sm		1260 Kg - 305 Kg for sm	
VOLTAGE	230 VAC 1P+N+PE		400 VAC 3P+N+PE	
CONSUMPTION	max 4,5 kW		max 6,5 kW	
TECHNICAL SPECIFICATION	Finnish sauna			
TEMPERATURE	80/90°C			
RELATIVE HUMIDITY	10-20%			
HEATING	Convection from electric stove			
LIGHTING	RGB LED strips			
MUSIC KIT	Integrated music kit with preset selection of Spa Music by Starpool and audio MP3 player with USB and Bluetooth technology			
SEATING, CEILING AND FLOORING	ThermoWood oak			
AROMA	Integrated retractable diffuser with 4 different perfumes			
DOOR	Tempered crystal, thk.10 mm - Width: 131 cm - Handle: steel/wood			

## DOOR COATING

<b>Cortina</b>	Walls of natural oak slats with sawn surface
<b>Milano</b>	Walls of natural brushed oak slats and ThermoWood oak

## WALL COATING BEHIND STOVE

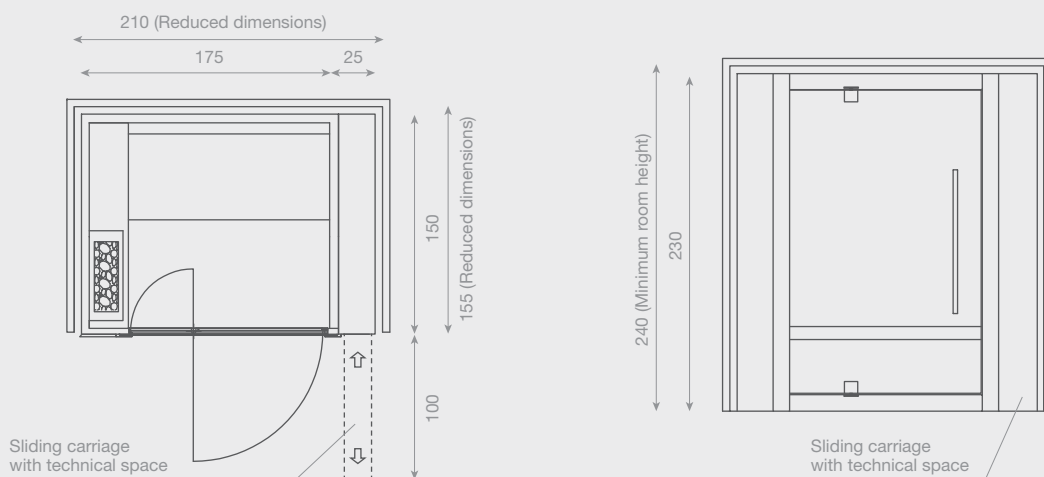
<b>Crystal white</b>	Crystal slab, white back-painted
<b>Crystal black</b>	Crystal slab, black back-painted
<b>Luxury Calacatta</b>	Calacatta marble slab
<b>Luxury Eramosa</b>	Eramosa marble slab



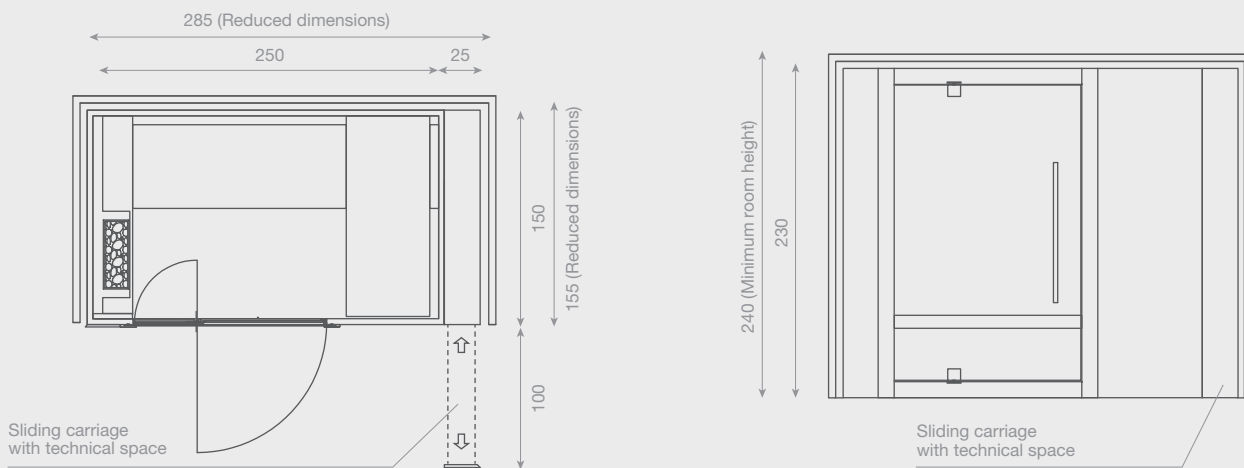
SweetSauna90 / XL are available in two versions

	PERSONAL PLUS	PERSONAL
ON/OFF	•	•
HEAT BATH	•	•
COLOURS	•	•
LIGHT	•	•
MP3 WITH MUSIC PLAY/STOP/REW/FF/MUSIC VOLUME +/-	•	•
ALARM	•	•
SPA SYSTEM PROGRAM	•	-
BASE/FLOORING	•	•

SweetSauna90



SweetSauna90 XL



**CE** All Starpool products comply with current European standards. Starpool reserves the right to modify or update the technical specifications and dimensions of products without notice. If the purchaser intends to install Starpool products in non-EU where standards differ from European CE standards, the purchaser must indicate the necessary additional requirements to Starpool.

# TECHNICAL DETAILS

## SOCIAL EDITION



The social version is recommended for public use in hotel spas, thermal baths, gymnasiums or when the wellness experience is being shared with people who don't know each other.



SweetSauna90



SweetSauna90 XL

EXTERNAL DIMENSIONS WITH INTEGRATED TECHNICAL SPACE WITH DRAWER (cm)	200 W x 150 D x 220 H	 x2	275 W x 150 D x 220 H	 x4
MINIMUM DIMENSIONS FOR INSTALLATION WITH INTEGRATED TECHNICAL SPACE WITH DRAWER (cm)	210 W x 155 D x 230 H		285 W x 155 D x 230 H	
EXTERNAL DIMENSIONS WITH REMOTE TECHNICAL SPACE WITH PANEL (cm)	175 W x 150 D x 220 H		250 W x 150 D x 220 H	
MINIMUM DIMENSIONS FOR INSTALLATION WITH REMOTE TECHNICAL SPACE WITH PANEL (cm)	185 W x 155 D x 230 H		260 W x 155 D x 230 H	
WEIGHT	710 Kg - 260 Kg for sm		1160 Kg - 281 Kg for sm	
VOLTAGE	230 VAC 1P+N+PE		400 VAC 3P+N+PE	
CONSUMPTION	max 4,5 kW		max 6,5 kW	
TECHNICAL SPECIFICATION	Finnish sauna			
TEMPERATURE	80/90°C			
RELATIVE HUMIDITY	10-20%			
HEATING	Convection from electric stove			
LIGHTING	RGB LED strips			
MUSIC KIT	Integrated music kit with preset selection of Spa Music by Starpool and audio MP3 player with USB and Bluetooth technology			
SEATING AND CEILING	ThermoWood oak			
AROMA	Integrated retractable diffuser with 4 different perfumes			
DOOR	Tempered crystal, thk. 10 mm with two leaves, one fixed and one with hydraulic hinge Door opening: 88 cm - Width: 131 cm - Handle: steel/wood			
DOOR FRAME	Steel frame (W 11 cm) around entire door perimeter except bottom side			

## DOOR COATING

<b>Cortina</b>	Walls of natural oak slats with sawn surface
<b>Milano</b>	Walls of natural brushed oak slats and ThermoWood oak

## WALL COATING BEHIND STOVE

<b>Crystal white</b>	Crystal slab, white back-painted
<b>Crystal black</b>	Crystal slab, black back-painted
<b>Luxury Calacatta</b>	Calacatta marble slab
<b>Luxury Eramosa</b>	Eramosa marble slab

**SweetSauna90 / SweetSauna90 XL functions:**

	<b>SOCIAL</b>
ON/OFF	*
HEAT BATH	*
COLOURS	*
LIGHT	*
MP3 WITH MUSIC PLAY/STOP/REW/FF/MUSIC VOLUME +/-	*
ALARM	•
SPA SYSTEM PROGRAM	-
BASE/FLOORING: not supplied, must be realised according to planning arrangements	

(\*) Where indicated the functions are activated from the technical space, differently from the SweetSauna90 internal touch screen panel.

### SweetSauna90

210 (Reduced dimensions)  
175 25  
150  
155 (Reduced dimensions)  
100  
Sliding carriage with technical space

240 (Minimum room height)  
220  
Sliding carriage with technical space

### SweetSauna90 XL

285 (Reduced dimensions)  
250 25  
150  
155 (Reduced dimensions)  
100  
Sliding carriage with technical space

240 (Minimum room height)  
220  
Sliding carriage with technical space

**CE** All Starpool products comply with current European standards. Starpool reserves the right to modify or update the technical specifications and dimensions of products without notice. If the purchaser intends to install Starpool products in non-EU where standards differ from European CE standards, the purchaser must indicate the necessary additional requirements to Starpool.

# TECHNICAL DETAILS






SweetSauna  
Infrared



SweetSauna90  
Combi



SweetSauna90  
Combi XL

EXTERNAL DIMENSIONS WITH INTEGRATED TECHNICAL SPACE WITH DRAWER (cm)	175 W x 150 D x 230 H  x2	200 W x 150 D x 230 H  x2	275 W x 150 D x 230 H  x4
MINIMUM DIMENSIONS FOR INSTALLATION WITH INTEGRATED TECHNICAL SPACE WITH DRAWER (cm)	185 W x 155 D x 240 H	210 W x 155 D x 240 H	285 W x 155 D x 240 H
EXTERNAL DIMENSIONS WITH REMOTE TECHNICAL SPACE WITH PANEL (cm)	150 W x 150 D x 230 H	175 W x 150 D x 230 H	250 W x 150 D x 230 H
MINIMUM DIMENSIONS FOR INSTALLATION WITH REMOTE TECHNICAL SPACE WITH PANEL (cm)	160 W x 155 D x 240 H	185 W x 155 D x 240 H	260 W x 155 D x 240 H
WEIGHT	750 Kg - 285 Kg for sm	840 Kg - 285 Kg for sm	1290 Kg - 310 for sm
VOLTAGE	230 VAC 1P+N+PE	230 VAC 1P+N+PE	400 VAC 3P+N+PE
CONSUMPTION	1,3 kW	4,5 kW	6,5 kW
TECHNICAL SPECIFICATION	Infrared sauna	Finnish sauna - infrared sauna	
TEMPERATURE	35°-40°C	80-90°C / 35-40°C	
RELATIVE HUMIDITY	10-20%		
HEATING	Infrared lamps	Convection for stove - infrared lamps	
LIGHTING	RGB LED strips		
MUSIC KIT	Integrated music kit with preset selection of Spa Music by Starpool and audio MP3 player with USB and Bluetooth technology		
SEATING, CEILING AND FLOORING	ThermoWood oak		
AROMA	Integrated retractable diffuser with 4 different perfumes		
DOOR	Tempered crystal, thk.10 mm - Width: 131 cm - Handle: steel/wood		

## DOOR COATING

<b>Cortina</b>	Walls of natural oak slats with sawn surface
<b>Milano</b>	Walls of natural brushed oak slats and ThermoWood oak

## WALL COATING BEHIND STOVE ONLY FOR VERSION COMBI & COMBI XL

<b>Crystal white</b>	Crystal slab, white back-painted
<b>Crystal black</b>	Crystal slab, black back-painted
<b>Luxury Calacatta</b>	Calacatta marble slab
<b>Luxury Eramosa</b>	Eramosa marble slab

SweetSauna Infrared / SweetSauna90 Combi / SweetSauna90 Combi XL are available in two versions

	PERSONAL PLUS	PERSONAL
ON/OFF	•	•
HEAT BATH	•	•
COLOURS	•	•
LIGHT	•	•
MP3 WITH MUSIC PLAY/STOP/REW/FF/MUSIC VOLUME +/-	•	•
ALARM	•	•
SPA SYSTEM PROGRAM	•	-
BASE/FLOORING	•	•

All the functions are activated from internal touch screen panel

### SweetSauna Infrared

185 (Reduced dimensions)  
25 150  
155 (Reduced dimensions)  
150  
100  
240 (Minimum room height)  
230

Sliding carriage with technical space

### SweetSauna90 Combi

210 (Reduced dimensions)  
175 25  
150  
155 (Reduced dimensions)  
100  
240 (Minimum room height)  
230

Sliding carriage with technical space

### SweetSauna90 Combi XL

285 (Reduced dimensions)  
250 25  
150  
155 (Reduced dimensions)  
100  
240 (Minimum room height)  
230

Sliding carriage with technical space

**CE** All Starpool products comply with current European standards. Starpool reserves the right to modify or update the technical specifications and dimensions of products without notice. If the purchaser intends to install Starpool products in non-EU where standards differ from European CE standards, the purchaser must indicate the necessary additional requirements to Starpool.

# SweetSteamSmart

design **Cristiano Mino**

## **THE COMPACT STEAM BATH**





# SweetSteamSmart



## STEAM & WATER FOR ANY SPACE


With SweetSteamSmart the steam bath and shower combine to create a place to regenerate that can be adapted to any space. Available in two sizes, it can be installed in any surroundings and offers maximum customisation thanks to its components and the wide range of coatings that emphasise the design. Its professional technologies transform the bathroom into an authentic spa.





# BE SMART

The dimensions, coatings, arrangements, colours and music all personalise the steam bath.



## STEAM BATH

The professional direct admission system allows the steam bath to reach a temperature of 43-45°C with a relative humidity of 98%.



## SHOWER

With SweetSteamSmart taking a shower also becomes a unique experience. Inspired by nature, the rain effect with an open sky gives a new dimension to moments dedicated to self-treatment.



## SENSORY SHOWERS

SweetSteamSmart offers the delicate emotions of Breeze, a fresh, blue, nebulisation aromatised with mint and Rain, a red summery rain with maracuja.



### TOUCH-SCREEN DISPLAY

Comfort is translated into user-friendly technology and the smart experience offers quick and easy access to all functions via the touch screens using the simple, intuitive interface.



### COLOUR

The lighting features of SweetSteamSmart add all the beneficial effects of the use of colours to every treatment and can be left to fade in and out or set to your preferred tone.



### MUSIC

The music kit offers the preset Spa Music by Starpool sound selections. Optional MP3 and Bluetooth.

# FUNCTIONAL DESIGN

The hidden technology, eye for detail and choice of materials offer performance and aesthetics in a perfect framework.


WALLS

BENCH



### Crystal white

Walls of white back-painted crystal. Seating in white solid surface.



### Crystal black

Walls of black back-painted crystal. Seating in black solid surface.



### Luxury Calacatta

Walls of Calacatta marble. Seating in white solid surface.



### Luxury Eramosa

Walls of Eramosa marble. Seating in black solid surface.

## 1\_DOOR

Comfort, practicality and accessibility thanks to the door extended to 87 cm in width.

## 2\_TOUCH-SCREEN DISPLAY

A practical touch screen with an intuitive interface allows swift and simple selection of the SweetSteamSmart functions and programs.

## 3\_LIGHTING

The lighting features of SweetSteamSmart add all the beneficial effects of the use of colours to every treatment and can be left to fade in and out or set to your preferred tone.

## 4\_ZERO GROUTING

With a grout surface of less than 1% of the glass or marble coating, SweetSteamSmart is a product that offers the best guarantee for hygiene.

Be  
green



### 5\_SHOWER/SHOWERS

Shower head integrated into the ceiling in a unique solution with white light and two sensory showers, each accompanied by an emotional aroma and coloured LEDs.

### 6\_TECHNICAL SPACE WITH CARRIAGE

The sliding carriage containing the technical space allows ordinary maintenance to be carried out fully autonomously in simple operations. Where space is lacking the technical space can be installed at a remote location.

### 7\_FRAME

In the Vision version the front wall is set in an elegant, 3-cm thick solid surface framework.

### PRACTICALITY

SweetSteamSmart is a steam bath model with shower that is ready to install. Installation is fast and safe, even in areas where flooring is already present. The product can be removed and reassembled elsewhere at any time.

### LOW CONSUMPTION

Energy consumption is low and compatible with domestic use.

### BE GREEN

SweetSteamSmart is fitted as standard with the "Green Pack" system, with automatic door closing, a door-open sensor capable of switching the heat supply off and "Energy Efficient" software to control and maintain the temperature, all of which optimises energy consumption and avoids wasting energy.










# TECHNICAL DETAILS



SweetSteamSmart



SweetSteamSmart Vision

EXTERNAL DIMENSIONS WITH INTEGRATED TECHNICAL SPACE WITH CARRIAGE (cm)	130 W x 105 D x 233 H	 x1	130 W x 105 D x 233 H	 x1
	130 W x 195 D x 233 H	 x2	130 W x 195 D x 233 H	 x2
	220 W x 105 D x 233 H	 x2	220 W x 105 D x 233 H	 x2
EXTERNAL DIMENSIONS WITH REMOTE TECHNICAL SPACE WITH PANEL (cm)	105 W x 105 D x 233 H	 x1	105 W x 105 D x 233 H	 x1
	105 W x 195 D x 233 H	 x2	105 W x 195 D x 233 H	 x2
	195 W x 105 D x 233 H	 x2	195 W x 105 D x 233 H	 x2
VOLTAGE	230 VAC 1P+N+PE			
CONSUMPTION MAX IN KW	3,5 kW			
TECHNICAL SPECIFICATION	Steam bath			
TEMPERATURE	43-45°C			
RELATIVE HUMIDITY	98%			
HEATING	Direct steam admission			
LIGHTING	RGB LED strips			
MUSIC KIT	Integrated music kit with preset Spa Music by Starpool sound selection. Optional MP3 player with USB and Bluetooth technology.			
FRAME/DOOR	Door frame in AISI316L steel. Door in tempered crystal, thk.10 mm. Door width 87 cm Handle: steel/steel		Perimeter frame for glass front with 3-cm solid surface. Door in tempered crystal, thk.10 mm. Door width 87 cm Handle: steel/steel	

## FITTINGS

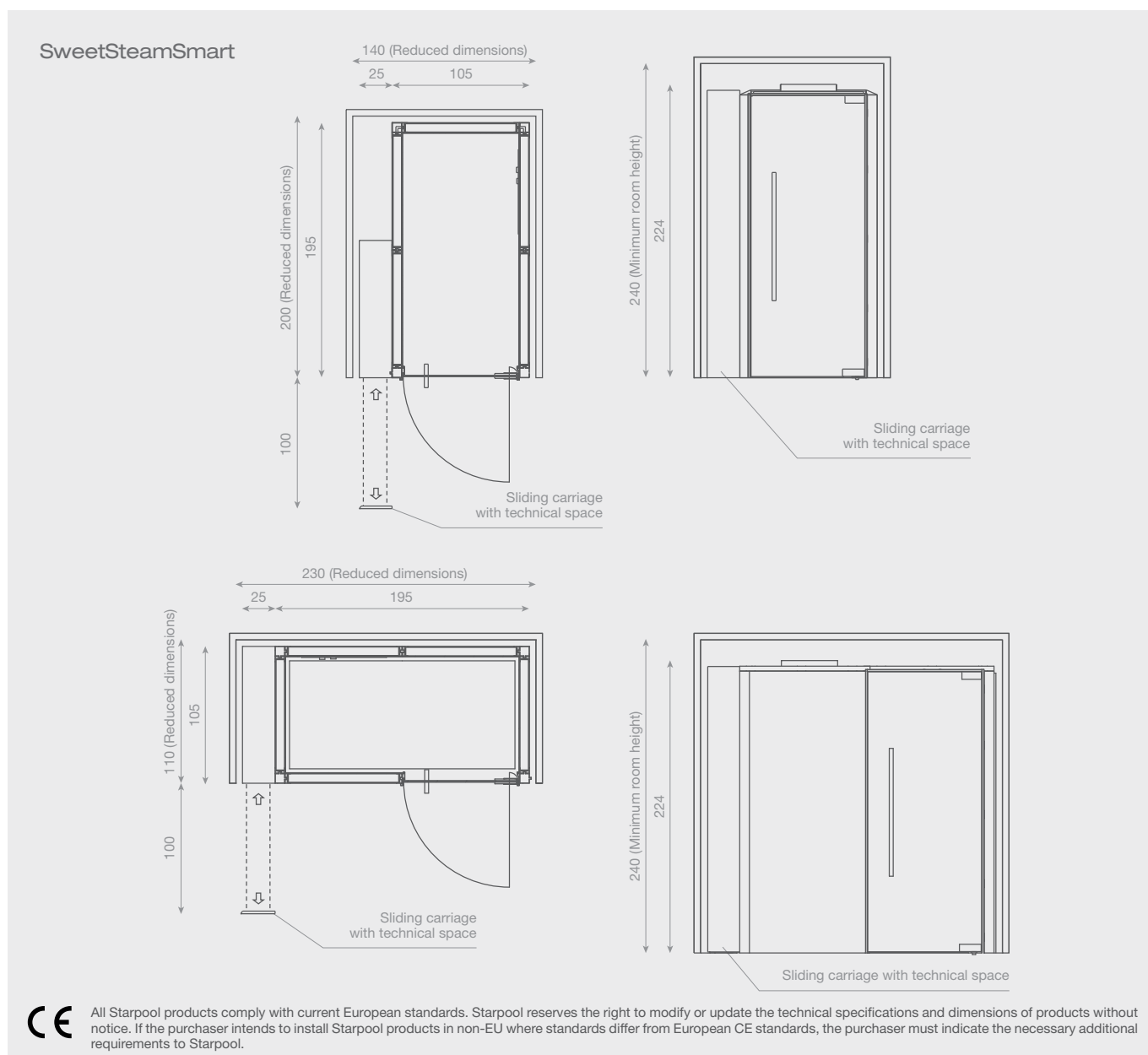
<b>Crystal white</b>	Walls of white back-painted crystal
<b>Crystal black</b>	Walls of black back-painted crystal
<b>Luxury Calacatta</b>	Walls of Calacatta marble
<b>Luxury Eramosa</b>	Walls of Eramosa marble

N.B. flooring is not supplied for SweetSteamSmart and must be realised according to the planning arrangements.

SweetSmartSteam and SweetSmartSteamVision are available in two versions

	PERSONAL PLUS	PERSONAL
ON/OFF	•	•
STEAM BATH	•	•
COLOURS	•	•
LIGHT	•	-
MP3 WITH MUSIC PLAY/STOP/REW/FF/MUSIC VOLUME +/-	•	•
AUDIO DIFFUSER	•	•
ALARM	•	•
BREEZE & RAIN SENSORY SHOWERS	•	-
AROMA SENSORY SHOWER BREEZE (MINT) RAIN (MARACUJA)	*	-
SPA SYSTEM PROGRAM	•	-
WALL WATER JET WITH HOT/COLD WATER MIXER	•	•
CEILING SHOWER HEAD	•	•
FLOW DIVERTER FROM WATER JET TO SHOWER HEAD	•	•
DROPS IN AROMA DIFFUSER	•	•
BASE/FLOORING	*	*

All functions are activated from the touch screen panel in the cabin. (\*) Where indicated these functions are optional.



All Starpool products comply with current European standards. Starpool reserves the right to modify or update the technical specifications and dimensions of products without notice. If the purchaser intends to install Starpool products in non-EU where standards differ from European CE standards, the purchaser must indicate the necessary additional requirements to Starpool.

# SweetSaunaSmart

design **Cristiano Mino**

## HEAT IN ANY SPACE







# SweetSaunaSmart




## LIGHT WITH HEAT

The essence of oak wood meets the transparency of glass.  
An ideal spatial continuity for forming part of the vanguard of wellness, leaving behind the stereotypes of tradition and giving the sauna a new perspective, where the light filters from the outside to illuminate the surroundings.



# BE SMART

The dimensions and arrangements are designed to meet more unusual requirements in terms of space without sacrificing either comfort, quality or functionality.




## HEAT BATH

The internal stove adjacent to the crystal wall recreates the principles of the Finnish sauna: temperature 80-90°C and relative humidity 10-20%.



## RITUALS

The internal stove permits the ritual of the "Aufguss" (casting). Water, perfumed by essential oil, is cast over hot stones in the stove, increasing humidity and creating an enveloping cloud of perfumed steam.



### TOUCH-SCREEN DISPLAY

Comfort is translated into user-friendly technology and the smart experience offers quick and easy access to all functions via the touch screens using the simple, intuitive interface.



### COLOUR/MUSIC

The lighting features of SweetSaunaSmart add all the beneficial effects of the use of colours to the well-being experience and can be left to fade in and out or set to your preferred tone.

The music kit offers the preset Spa Music by Starpool sound selections.  
Optional MP3 and Bluetooth.

# FUNCTIONAL DESIGN

SweetSaunaSmart offers an eye for detail, sleek aesthetics and materials of natural inspiration that are pleasing to the touch and further intensify the sauna experience.

WALLS



BENCH AND CEILING

## Cortina

Walls of asymmetrical natural oak slats with sawn surface.  
Seating, ceiling and flooring of ThermoWood oak.  
Handle steel/wood.



## Milano

Walls of natural brushed oak slats alternating with ThermoWood oak.  
Seating, ceiling and flooring ThermoWood oak.  
Handle steel/wood.

## Wall coating behind stove

- Crystal white**  
Crystal slab, white back-painted
- Crystal black**  
Crystal slab, black back-painted
- Luxury Calacatta**  
Calacatta marble slab
- Luxury Eramosa**  
Eramosa marble slab

## 1\_DOOR

Comfort, practicality and accessibility thanks to the door extended to 87 cm in width.

## 2\_TOUCH-SCREEN DISPLAY

A practical touch screen with an intuitive interface allows swift and simple selection of the SweetSaunaSmart functions and programs.

## 3\_LIGHTING

The lighting features of SweetSaunaSmart add all the beneficial effects of the use of colours to every treatment and can be left to fade in and out or set to your preferred tone.

## 4\_NATURAL AIR EXTRACTION

The non-forced extraction system from below ensures constant natural air recycling and healthiness.

Be  
green



### 5 TECHNICAL SPACE WITH DRAWER

The sliding drawer containing the technical space allows ordinary maintenance to be carried out fully autonomously in simple operations. Where space is lacking the technical space can be installed at a remote location.

### 6 FRAME

In the Vision version the front wall is set in an elegant, 3-cm thick natural oak framework.

### PRACTICALITY

SweetSaunaSmart is a Finnish sauna model that is ready to install. Installation is fast and safe, even in areas where flooring is already present. The product can be removed and reassembled elsewhere at any time.

### LOW CONSUMPTION

Energy consumption is low and compatible with domestic use.

### BE GREEN

SweetSaunaSmart is fitted as standard with the "Green Pack" system, with automatic door closing, a door-open sensor capable of switching the heat supply off and "Energy Efficient" software to control and maintain the temperature, all of which optimises energy consumption and avoids wasting energy.

# SweetSaunaSmart Infrared



## THE SAUNA THAT HEATS FROM WITHIN

The infrared version is a particularly effective, safe and localised heat treatment. The ceramic lamps, filled with lava sand, and the low-temperature infrared technique release heat through the ergonomic seating to heat the body from within. The backrests, fitted with SensoCare® technology, use special thermal sensors to constantly monitor the skin temperature and release the heat while regulating its intensity according to the readings. The absence of any stove means that SweetSaunaSmart infrared can also be installed in complete safety in non-controlled areas such as hotel rooms.

Infrared technology powered by

**PHYSIO**  **THERM**<sup>®</sup>  
Infrarotkabinen





# SweetSaunaSmart Combi



## A SAUNA FOR ALL TASTES

SweetSaunaSmart Combi is the perfect solution for those who wish to feel free to choose at any moment. With its double system of a traditional stove and infrared lamps for localised heat treatment, it offers the best of the two sauna worlds, with the high temperatures of the classic Finnish sauna (80/90°C) or an enveloping, more gentle warmth (35/40°C). This combined solution can be installed in all ambiances dedicated to well-being.

Infrared technology powered by

**PHYSIO THERM®**  
Infrarotkabinen



# TECHNICAL DETAILS



SweetSaunaSmart



SweetSaunaSmart Vision

EXTERNAL DIMENSIONS WITH INTEGRATED TECHNICAL SPACE WITH DRAWER (cm)	130 W x 195 D x 233 H	 x1	130 W x 195 D x 233 H	 x1
	220 W x 105 D x 233 H	 x2	220 W x 105 D x 233 H	 x2
EXTERNAL DIMENSIONS WITH REMOTE TECHNICAL SPACE WITH PANEL (cm)	105 W x 195 D x 233 H	 x2	105 W x 195 D x 233 H	 x2
	195 W x 105 D x 233 H	 x2	195 W x 105 D x 233 H	 x2
VOLTAGE	230 VAC 1P+N+PE			
CONSUMPTION MAX IN KW	4,5 kW			
TECHNICAL SPECIFICATION	Finnish sauna			
TEMPERATURE	80 - 90°C			
RELATIVE HUMIDITY	10 - 20%			
HEATING	Convection for stove			
LIGHTING	RGB LED strips			
MUSIC KIT	Integrated music kit with preset selection of Spa Music by Starpool and audio MP3 with USB and Bluetooth technology.			
BANCH AND CEILING	ThermoWood oak			
FRAME/DOOR	Door frame in AISI316L steel. Door in tempered crystal, thk.10 mm. Door width 87 cm Handle: steel/wood		Perimeter frame for glass front in 3-cm natural oak. Door in tempered crystal, thk.10 mm. Door width 87 cm Handle: steel/wood	

## WALL COATING

<b>Cortina</b>	Walls of natural oak slats with sawn surface
<b>Milano</b>	Walls of natural brushed oak slats alternating with ThermoWood oak

## WALL COATING BEHIND STOVE

<b>Crystal white</b>	Crystal slab, white back-painted
<b>Crystal black</b>	Crystal slab, black back-painted
<b>Luxury Calacatta</b>	Calacatta marble slab
<b>Luxury Eramosa</b>	Eramosa marble slab

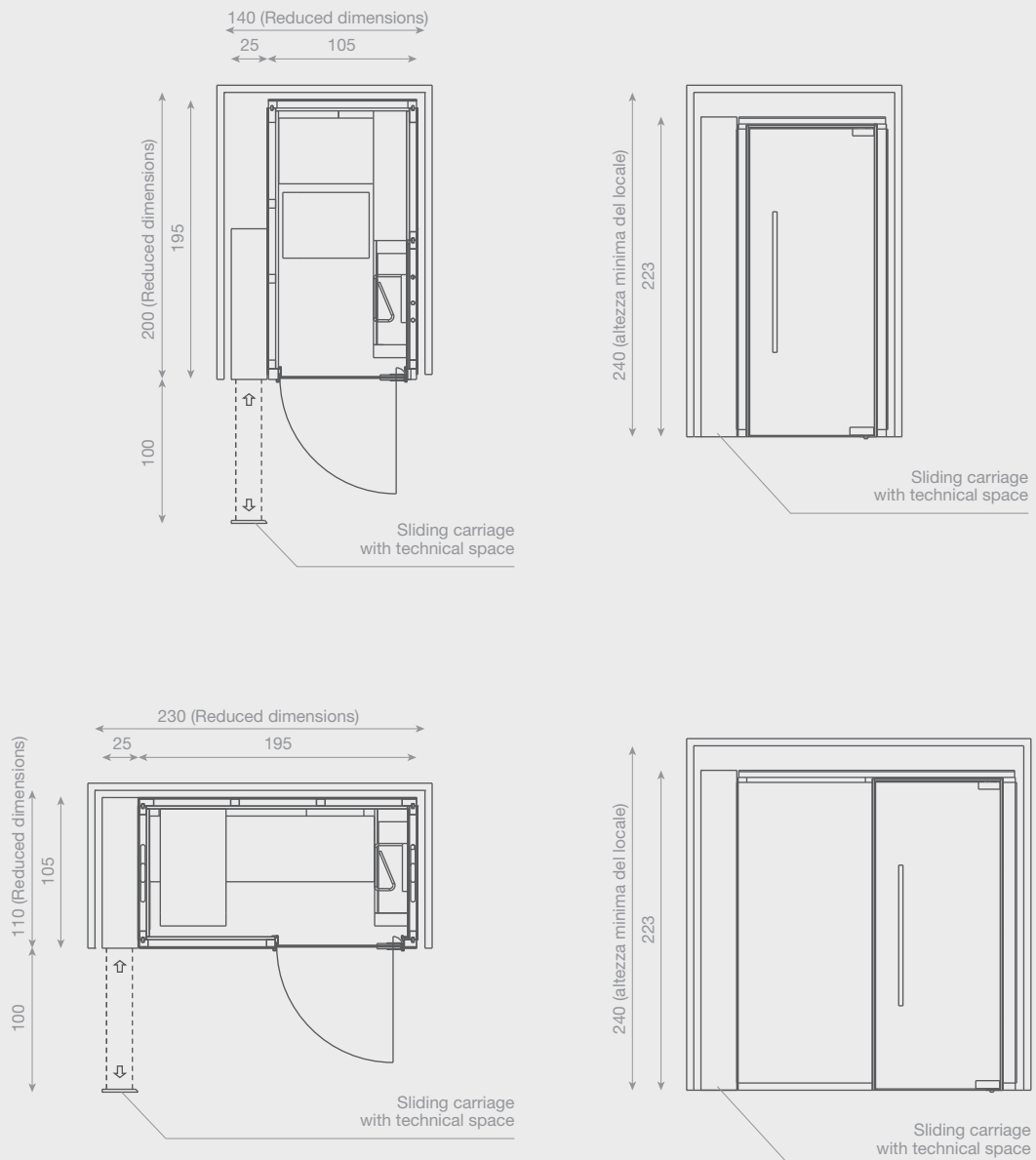
N.B. flooring is not supplied for SweetSaunaSmart and must be realised according to the planning arrangements.

## SweetSaunaSmart / SweetSaunaSmart Infrared and SweetSaunaSmart Combi are available in two versions

	PERSONAL PLUS	PERSONAL
ON/OFF	•	•
HEAT BATH	•	•
COLOURS	•	•
LIGHT	•	•
MP3 WITH MUSIC PLAY/STOP/REW/FF/VOLUME +/-	•	•
AUDIO DIFFUSER	•	•
ALARM	•	•
SPA SYSTEM PROGRAM	•	-
BASE/FLOORING	*	*

All functions are activated from the touch screen panel in the cabin. (\*) Where indicated these functions are optional.

## SweetSaunaSmart



All Starpool products comply with current European standards. Starpool reserves the right to modify or update the technical specifications and dimensions of products without notice. If the purchaser intends to install Starpool products in non-EU where standards differ from European CE standards, the purchaser must indicate the necessary additional requirements to Starpool.

# TECHNICAL DETAILS



**SweetSaunaSmart Infrared** (vision only)



**SweetSaunaSmart Combi**



**SweetSaunaSmart Combi Vision**

EXTERNAL DIMENSIONS WITH INTEGRATED TECHNICAL SPACE WITH DRAWER (cm)	130 W x 105 D x 233 H  x1	130 W x 195 D x 233 H  x2	130 W x 195 D x 233 H  x2
	220 W x 105 D x 233 H  x2	220 W x 105 D x 233 H  x2	220 W x 105 D x 233 H  x2
EXTERNAL DIMENSIONS WITH REMOTE TECHNICAL SPACE WITH PANEL (cm)	105 W x 105 D x 233 H  x1	105 W x 195 D x 233 H  x2	105 W x 195 D x 233 H  x2
	195 W x 105 D x 233 H  x2	195 W x 105 D x 233 H  x2	195 W x 105 D x 233 H  x2
VOLTAGE	230 VAC 1P+N+PE	230 VAC 1P+N+PE	230 VAC 1P+N+PE
CONSUMPTION MAX IN KW	1 kW	4,5 kW	4,5 kW
TECHNICAL SPECIFICATION	Infrared sauna	Finnish sauna + infrared sauna	Finnish sauna + infrared sauna
TEMPERATURE	35 - 40°C	80-90°C / 35-40°C	80-90°C / 35-40°C
RELATIVE HUMIDITY	10 - 20%		
HEATING	Infrared lamps	Convection for stove + infrared lamps	Convection for stove + infrared lamps
LIGHTING	RGB LED strips		
MUSIC KIT	Integrated music kit with preset selection of Spa Music by Starpool and audio MP3 with USB and Bluetooth technology.		
BANCH AND CEILING	ThermoWood oak		
FRAME/DOOR	Perimeter frame for glass front in 3-cm natural oak. Door in tempered crystal, thk.10 mm. Door width 87 cm Handle: steel/wood	Door frame in AISI316L steel. Door in tempered crystal, thk.10 mm. Door width 87 cm Handle: steel/wood	Perimeter frame for glass front in 3-cm natural oak. Door in tempered crystal, thk.10 mm. Door width 87 cm Handle: steel/wood

## WALL COATING

<b>Cortina</b>	Walls of natural oak slats with sawn surface
<b>Milano</b>	Walls of natural brushed oak slats alternating with ThermoWood oak

## WALL COATING BEHIND STOVE (ONLY FOR VERSION SWEETSAUNASMART COMBI)

<b>Crystal white</b>	Crystal slab, white back-painted
<b>Crystal black</b>	Crystal slab, black back-painted
<b>Luxury Calacatta</b>	Calacatta marble slab
<b>Luxury Eramosa</b>	Eramosa marble slab

N.B. flooring is not supplied for SweetSaunaSmart and must be realised according to the planning arrangements.

## SweetSaunaSmart Infrared e SweetSaunaSmart Combi are available in two versions

	PERSONAL PLUS	PERSONAL
ON/OFF	•	•
HEAT BATH	•	•
COLOURS	•	•
LIGHT	•	•
MP3 WITH MUSIC PLAY/STOP/REW/FF/VOLUME +/-	•	•
AUDIO DIFFUSER	•	•
ALARM	•	•
SPA SYSTEM PROGRAM	•	-
BASE/FLOORING	*	*

All functions are activated from the touch screen panel in the cabin. (\*) Where indicated these functions are optional.

**SweetSaunaSmart Infrared**

140 (Reduced dimensions)  
25 105  
110 (Reduced dimensions)  
105  
100  
240 (Minimum room height)  
223  
Sliding carriage with technical space

**SweetSaunaSmart Combi**

140 (Reduced dimensions)  
25 105  
195  
200 (Reduced dimensions)  
100  
240 (Minimum room height)  
223  
Sliding carriage with technical space

230 (Reduced dimensions)  
25 195  
110 (Reduced dimensions)  
105  
100  
240 (Minimum room height)  
223  
Sliding carriage with technical space

**CE** All Starpool products comply with current European standards. Starpool reserves the right to modify or update the technical specifications and dimensions of products without notice. If the purchaser intends to install Starpool products in non-EU where standards differ from European CE standards, the purchaser must indicate the necessary additional requirements to Starpool.

# SweetSteamPro

design Cristiano Mino

## LIGHT PLAYS AND STEAM GEOMETRIES

SEH







# SweetSteamPro



## THE STEAM BATH

With SweetSteamPro the rich tradition of well-being meets creativity, innovation and design to develop a concept of great expressive force. This visionary project revolutionises the classic design of steam baths: characterised by selected coatings and innovative technologies, SweetSteamPro qualitatively improves the performances of a place that has always been dedicated to personal well-being.



# NOT JUST STEAM

SweetSteamPro is a modular product supplied internally coated and with a wide range of equipment.



## STEAM BATH

The patented Air Steam System mixes the steam with the air in the correct quantities and distributes it uniformly, increasing the temperature to 43/45°C and the relative humidity to 98%.



## SENSORY AROMA

The aroma of eucalyptus mixed with steam enters the cylinder, which is coated with a solid surface and internally lit, emphasising the benefits of the steam bath.



### COLOUR

Colour is disseminated in the steam and reflected on the walls. There is a choice of 6 set colours: red, blue, green, yellow, fuchsia and cyan, or they can fade in and out to produce moving chromatic effects.



### MUSIC

Music kit with preset selection of Spa Music by Starpool and audio MP3 player with USB technology as standard. Optional Bluetooth.

# FUNCTIONAL DESIGN

SweetSteamPro is distinguished by its logical stylistic solutions. Forms, selected coatings and patented technologies ensure the hygiene and healthiness of the steam bath.

WALLS



SEATING AND STEAM CYLINDER



## Crystal white

Walls of white back-painted crystal. Seating in white solid surface.

## Crystal black

Walls of black back-painted crystal. Seating in black solid surface.

## Luxury Calacatta

Walls of Calacatta marble. Seating in white solid surface.

## Luxury Eramosa

Walls of Eramosa marble. Seating in black solid surface.

## 1\_DOOR

Comfort, practicality and accessibility. Thanks to the door extended to 87 cm in width, SweetSteamPro is the first professional barrier-free product.

## 2\_ZERO GROUTING

With a grout surface of less than 1% of the glass or marble coating, SweetSteamPro is a product that offers the best guarantee for hygiene.

## 3\_SUSPENDED SEATING

The suspended seating, detached from the wall, means easy cleaning and no water build-up. The solid surface of the seating is anti-static and anti-bacterial.

## 4\_MODULARITY

SweetSteamPro is a finished product, supplied with internal coating, consisting of self-supporting modular walls with high-tech fittings. Their self-supporting nature eliminates the need for masonry

work while their modularity ensures fast and safe installation. The product can be removed and reassembled elsewhere at any time, safeguarding the investment over time.

## 5\_SAFE STEAM ADMISSION

The steam issuing from the solid surface cylinder ensures safe admission of the steam and avoids guests entering into direct contact with the heat source.

## 6\_PATENTED AIR STEAM SYSTEM

The exclusive patented Air Steam System produces a special mixture of steam, fresh air and aromas to produce better air quality with uniform distribution that avoids stratification.

## 7\_ALARM BUTTON



The alarm system communicates remotely and permits rapid intervention in the event of an emergency.

## 8\_WALL JET

The number of jets increases as the dimensions of SweetSteamPro are increased. The jet is ideal for refreshing the body during the steam bath and for facilitating cleaning.

## BE GREEN

SweetSteamPro is fitted as standard with the "Green Pack" system, with automatic door closing, a door-open sensor capable of switching the heat supply off and "Energy Efficient" software to control and maintain the temperature, all of which optimises energy consumption and avoids wasting energy.













# TECHNICAL DETAILS



SweetSteamPro

SweetSteamPro Vision

EXTERNAL DIMENSIONS AVAILABLE (cm)	195 W x 195 D x 233 H	 x3	195 W x 195 D x 233 H	 x3
	285 W x 195 D x 233 H	 x6	285 W x 195 D x 233 H	 x6
	285 W x 285 D x 233 H	 x8	285 W x 285 D x 233 H	 x8
	375 W x 285 D x 233 H	 x10	375 W x 285 D x 233 H (*)	 x10
	375 W x 375 D x 233 H	 x12	375 W x 375 D x 233 H (*)	 x12
VOLTAGE	400 VAC 3-phase			
MAX CONSUMPTION IN KW	6,5 - 18,5			
TECHNICAL SPECIFICATION	Steam bath			
TEMPERATURE	43-45°C			
RELATIVE HUMIDITY	98%			
HEATING	Patented Air Steam System			
LIGHTING	RGB LED strips			
MUSIC KIT	Integrated music kit with preset selection of Spa Music by Starpool and audio MP3 player. Optional Bluetooth technology.			
SEATING AND STEAM CYLINDER	Solid surface			
FRAME/DOOR	Door frame in AISI316L steel. Door in tempered crystal, thk.10 mm. Door width 87 cm Handle: steel/steel		Perimeter frame for glass front with 3-cm solid surface. Door in tempered crystal, thk.10 mm. Door width 87 cm Handle: steel/steel	

## FITTINGS

<b>Crystal white</b>	Walls of white back-painted crystal. Seating in white solid surface
<b>Crystal black</b>	Walls of black back-painted crystal. Seating in black solid surface
<b>Luxury Calacatta</b>	Walls of Calacatta marble. Seating in white solid surface
<b>Luxury Eramosa</b>	Walls of Eramosa marble. Seating in black solid surface

**N.B. flooring is not supplied for SweetSteamPro and must be realised according to the planning arrangements.**

(\*) The glazed front of the Vision version can measure up to a maximum of 285 cm: for larger layouts two walls are provided on the left and right sides of the glazing.



**SweetSteamPro and SweetSteamPro Vision functions:**

ALARM	Activated from inside the cabin
STEAM BATH	Activated from technical space
COLOURS	Activated from technical space
LIGHT	Activated from technical space
MP3 WITH MUSIC PLAY/STOP/STOP/REW/FF/VOLUME +/-	Activated from technical space
WALL WATER JET, COLD WATER ONLY	Activated from inside the cabin (more jets supplied for larger layouts)

**SweetSteamPro**

The image contains four technical drawings arranged in a 2x2 grid. The top-left drawing, labeled 'PERIMETER DIMENSIONS', shows a top-down view of a rectangular unit with a width of 'min 195 / max 375' and a height of 'min 195 / max 375'. A small detail shows a depth of '91'. The top-right drawing, labeled 'MINIMUM ROOM HEIGHT', shows a side view of the unit with an external height of '233' and an internal height of '216'. The bottom-left drawing, also labeled 'PERIMETER DIMENSIONS', shows a top-down view of a larger unit with a width of 'min 215 / max 395' and a height of 'min 205 / max 385'. It includes a door swing diagram and corner dimensions of '10'. The bottom-right drawing, labeled 'MINIMUM ROOM HEIGHT', shows a side view of the larger unit with a height of '255'. The CE mark is located at the bottom left of the page.

**PERIMETER DIMENSIONS**

**MINIMUM ROOM HEIGHT**

**CE** All Starpool products comply with current European standards. Starpool reserves the right to modify or update the technical specifications and dimensions of products without notice. If the purchaser intends to install Starpool products in non-EU where standards differ from European CE standards, the purchaser must indicate the necessary additional requirements to Starpool.

# SweetSaunaPro

design **Cristiano Mino**

## TRADITION COMBINED WITH INNOVATION





# SweetSaunaPro



## THE FINNISH SAUNA

With SweetSaunaPro the Nordic tradition of the Finnish sauna meets Italian design. Asymmetries, two-tone patterns and non-parallel lines show imagination and creativity. The sawn or brushed effect of the oak surfaces emphasise the natural texture of the wood and make the heat bath yet more welcoming.



# HEAT, COLOUR, PERFUMES AND MUSIC

The volumes, fittings and forms of SweetSaunaPro are equipped with numerous accessories to create a unique model of ready-to-install sauna.



## HEAT BATH

The internal stove recreates the principles of the Finnish sauna with a temperature of 80-90°C and a relative humidity of 10-20%.

Alternatively, the stove with humidifier offers a new version: the "soft sauna" with a temperature 50-60°C and a relative humidity of 40-60%.



## NATURAL AROMA

The heat of the sauna releases the persistent scent of the wood, making the heat bath yet more welcoming. Natural or treated ThermoWood oak is full-bodied, perfumed and capable of instilling serenity through the toasted notes it produces.



**COLOUR**

Colour follows the elegant lines of these slats to emphasise form and materiality. There is a choice of 6 set colours, red, blue, green, yellow, fuchsia and cyan, that can also fade in and out to produce moving chromatic effects.



**MUSIC**

Music kit with preset selection of Spa Music by Starpool and audio MP3 player with USB technology as standard. Optional Bluetooth.

# FUNCTIONAL DESIGN

SweetSaunaPro is the result of a project developed by the Starpool design team which, with its special attention to materials, proportions and technical innovations, combines comfort and excellent performance.

WALLS



### Cortina

Walls of asymmetrical natural oak slats with sawn surface.  
Seating, ceiling and flooring of ThermoWood oak.  
Handle steel/wood.

SEATING AND HEADREST



### Milano

Walls of natural brushed oak slats alternating with ThermoWood oak.  
Seating, ceiling and flooring ThermoWood oak.  
Handle steel/wood.

### Wall coating behind stove

#### Crystal white

Crystal slab, white back-painted

#### Crystal black

Crystal slab, black back-painted

#### Luxury Calacatta

Calacatta marble slab

#### Luxury Eramosa

Eramosa marble slab



reddot design award  
winner 2012

## 1\_DOOR

Comfort, practicality and accessibility. Thanks to the door extended to 87 cm in width, SweetSaunaPro is the first professional barrier-free product.

## 2\_SUSPENDED SEATING

The seating suspended from the flooring means easy cleaning.

## 3\_MODULARITY

SweetSaunaPro is a finished product, supplied with internal coating, consisting of self-supporting modular walls with high-tech fittings. Their self-supporting

nature eliminates the need for masonry work while their modularity ensures fast and safe installation. The product can be removed and reassembled elsewhere at any time, safeguarding the investment over time.

## 4\_SAFETY AND CONTROL

The stove, the natural centre of the sauna, is in an absolutely safe position, isolated from the structure by means of a wall of crystal/marble for total protection from the heat. The pressure safety system installed above the stove disconnects the supply to ensure greater safety.


## 5\_ALARM BUTTON

The alarm system communicates remotely and permits rapid intervention in the event of an emergency.

## BE GREEN

SweetSaunaPro is fitted as standard with the "Green Pack" system, with automatic door closing, a door-open sensor capable of switching the heat supply off and "Energy Efficient" software to control and maintain the temperature, all of which optimises energy consumption and avoids wasting energy.















# TECHNICAL DETAILS



SweetSaunaPro



SweetSaunaPro Vision

EXTERNAL DIMENSIONS AVAILABLE (cm)	195 W x 195 D x 230 H	 x4	195 W x 195 D x 230 H	 x4
	285 W x 195 D x 230 H	 x7	285 W x 195 D x 230 H	 x7
	285 W x 285 D x 230 H	 x9	285 W x 285 D x 230 H	 x9
	375 W x 285 D x 230 H	 x11	375 W x 285 D x 230 H (*)	 x11
	375 W x 375 D x 252 H	 x16	375 W x 375 D x 252 H (*)	 x16
VOLTAGE	400 VAC 3-phase			
MAX CONSUMPTION IN KW	6,5 - 24,5			
TECHNICAL SPECIFICATION	Finnish sauna / soft sauna			
TEMPERATURE	90 - 100°C Finnish sauna / 50 - 60°C soft sauna			
RELATIVE HUMIDITY	10 - 20% Finnish sauna / 40 - 60% soft sauna			
HEATING	Convection from stove			
LIGHTING	RGB LED strips			
MUSIC KIT	Music kit with preset selection of Spa Music by Starpool and audio MP3 player with USB technology as standard. Optional Bluetooth.			
SEATING, CEILING AND STOVE COVER	ThermoWood oak			
FRAME/DOOR	Door frame in AISI316L steel. Door in tempered crystal, thk.10 mm. Door width 87 cm Handle: steel/wood		Perimeter frame for glass front in 3-cm natural oak. Door in tempered crystal, thk.10 mm. Door width 87 cm Handle: steel/wood	

## WALL COATING BEHIND STOVE

<b>Cortina</b>	Walls of asymmetrical natural oak slats with sawn surface.
<b>Milano</b>	Walls of natural brushed oak slats alternating with ThermoWood oak

## WALL COATING BEHIND STOVE

<b>Crystal white</b>	Single crystal slab, white back-painted
<b>Crystal black</b>	Single crystal slab, black back-painted
<b>Luxury Calacatta</b>	Calacatta marble slab
<b>Luxury Eramosa</b>	Eramosa marble slab

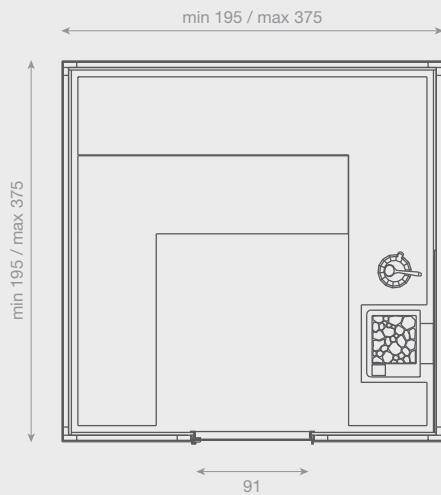
**N.B. flooring is not supplied for SweetSaunaPro and must be realised according to the planning arrangements.**

(\*) The glazed front of the Vision version can measure up to a maximum of 285 cm: for larger layouts two walls are provided on the left and right sides of the glazing.

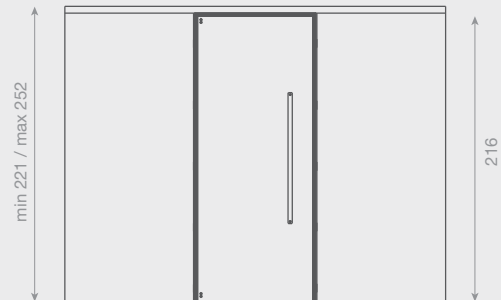
**SweetSaunaPro and SweetSaunaPro Vision functions:**

ALARM	Activated from inside the cabin
HEAT BATH	Activated from technical space
COLOURS	Activated from technical space
LIGHT	Activated from technical space
MP3 WITH MUSIC PLAY/STOP/REW/FF/VOLUME +/-	Activated from technical space

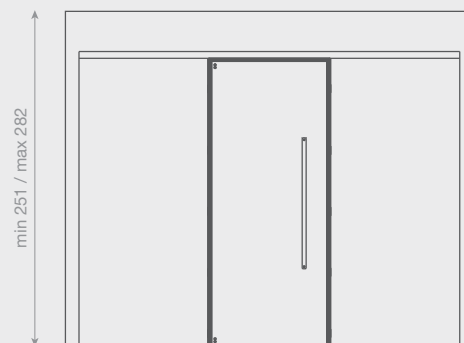
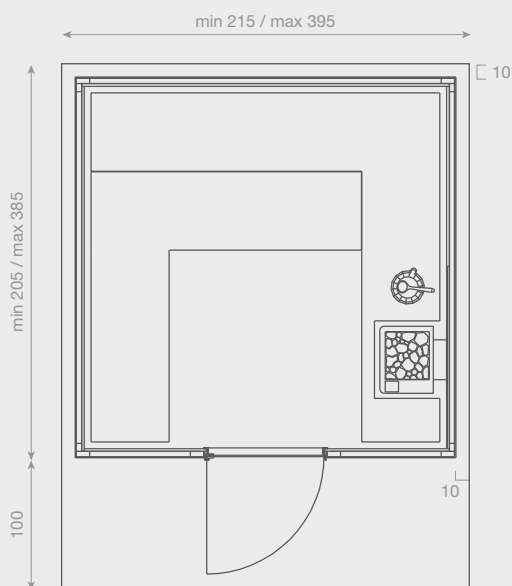
## SweetSaunaPro



PERIMETER DIMENSIONS



MINIMUM ROOM HEIGHT



All Starpool products comply with current European standards. Starpool reserves the right to modify or update the technical specifications and dimensions of products without notice. If the purchaser intends to install Starpool products in non-EU where standards differ from European CE standards, the purchaser must indicate the necessary additional requirements to Starpool.



# Sweet MediterraneanPro

design **Cristiano Mino**

## **THE FASCINATION OF ANCIENT RITUALS**



# Sweet MediterraneanPro



## THE MEDITERRANEAN BATH

With SweetMediterraneanPro the ancient rituals of the hot baths are revived to modern standards. Its modular system, selected coatings, innovative technologies and patented techniques allow SweetMediterraneanPro to offer an alternative to the intense heat of sauna and steam bath, with a soft, enveloping and tender warmth thanks to its patented system of radiating walls.



# NOT JUST HEAT

The modularity of SweetMediterraneanPro is enhanced by its standard instrumentations to create an absolutely original atmosphere, exclusive to the Mediterraneo by Starpool technique.



## HEAT BATH


The patented system ensures that the heat radiates from the walls, increasing the ambient temperature to 45-50°C with a relative humidity a 55-65%. The transfer effect of the heat stimulates a gradual and uniform perspiration without stressing the physique.



## SENSORY AROMA

SweetMediterraneanPro's distinguishing emotional qualities are produced by the ceiling distributor which releases an aromatic flow onto the warm stones of the stove accompanied by an energising red light. This timed nebulisation creates a warm cloud of steam that diffuses a delicate scent of lavender into the surroundings.





### COLOUR

Colour is disseminated in the steam and reflected on the walls. There is a choice of 6 set colours: red, blue, green, yellow, fuchsia and cyan, or they can fade in and out to produce moving chromatic effects.




### MUSIC

Music kit with preset selection of Spa Music by Starpool and audio MP3 player with USB technology as standard. Optional Bluetooth.

# FUNCTIONAL DESIGN

SweetMediterraneanPro is a project developed by Starpool's Research & Development department. The system of walls with integrated heating combined with the Mediterranean technique creates a unique, unusual and sensory ambience.



## 1\_DOOR

Comfort, practicality and accessibility. Thanks to the door extended to 87 cm in width, SweetMediterraneanPro is the first professional barrier-free product.

## 2\_ZERO GROUTING

With a grout surface of less than 1% of the glass or marble coating, SweetMediterraneanPro is a product that offers the best guarantee for hygiene.

## 3\_SUSPENDED SEATING

The suspended seating, detached from the wall, means easy cleaning and no water build-up. The solid surface of the seating is anti-static and anti-bacterial.

## 4\_MODULARITY

SweetMediterraneanPro is a finished product, supplied with internal coating, consisting of self-supporting modular

walls with high-tech fittings. Their self-supporting nature eliminates the need for masonry work while their modularity ensures fast and safe installation. The product can be removed and reassembled elsewhere at any time, safeguarding the investment over time.

## 5\_PATENTED TECHNIQUES

The exclusive patented system with radiating walls supplies a constant heat that is further emphasised by the Mediterranean technique created by Starpool. The ceiling distributor releases a nebulisation of water perfumed with lavender onto warm stones of the stove to produce a slight increase in humidity.

## 6\_ALARM BUTTON


The alarm system communicates remotely and permits rapid intervention in the event of an emergency.

## 7\_WALL JET

The number of jets increases as the dimensions of SweetMediterraneanPro are increased. The jet is ideal for refreshing the body during the steam bath and for facilitating cleaning of SweetMediterraneanPro.

## BE GREEN

SweetMediterraneanPro is fitted as standard with the "Green Pack" system, with automatic door closing, a door-open sensor capable of switching the heat supply off and "Energy Efficient" software to control and maintain the temperature, all of which optimises energy consumption and avoids wasting energy.













# TECHNICAL DETAILS



Sweet MediterraneanPro

Sweet MediterraneanPro  
Vision

EXTERNAL DIMENSIONS AVAILABLE (cm)	195 W x 195 D x 233 H	 x3	195 W x 195 D x 233 H	 x3
	285 W x 195 D x 233 H	 x6	285 W x 195 D x 233 H	 x6
	285 W x 285 D x 233 H	 x8	285 W x 285 D x 233 H	 x8
	375 W x 285 D x 233 H	 x10	375 W x 285 D x 233 H (*)	 x10
	375 W x 375 D x 233 H	 x12	375 W x 375 D x 233 H (*)	 x12
VOLTAGE	400 VAC 3-phase			
MAX CONSUMPTION IN KW	7,2 - 9,7			
TECHNICAL SPECIFICATION	Mediterranean bath			
TEMPERATURE	45 - 50°C			
RELATIVE HUMIDITY	55 - 65%			
HEATING	Wall radiation and convection from electric stove			
LIGHTING	RGB LED strips			
MUSIC KIT	Music kit with preset selection of Spa Music by Starpool and audio MP3 player. Optional Bluetooth.			
SEATING AND STOVE COVER	Solid surface			
FRAME/DOOR	Door frame in AISI316L steel. Door in tempered crystal, thk.10 mm. Door width 87 cm Handle: steel/steel		Perimeter frame for glass front in 3-cm solid surface. Door in tempered crystal, thk.10 mm. Door width 87 cm Handle: steel/steel	

## FITTINGS

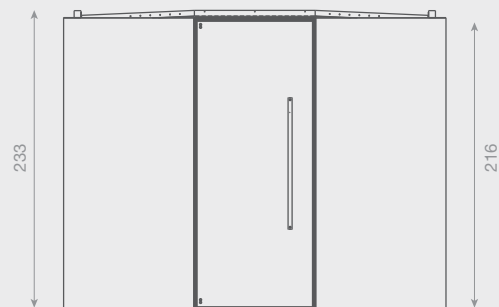
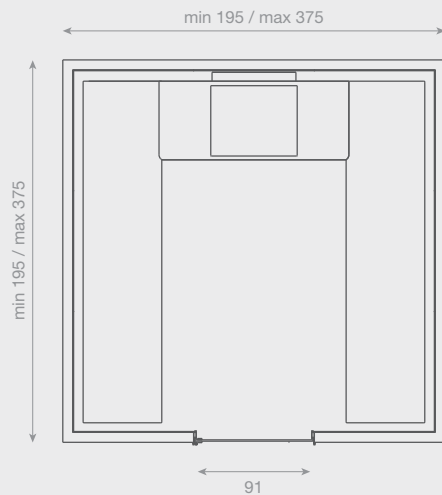
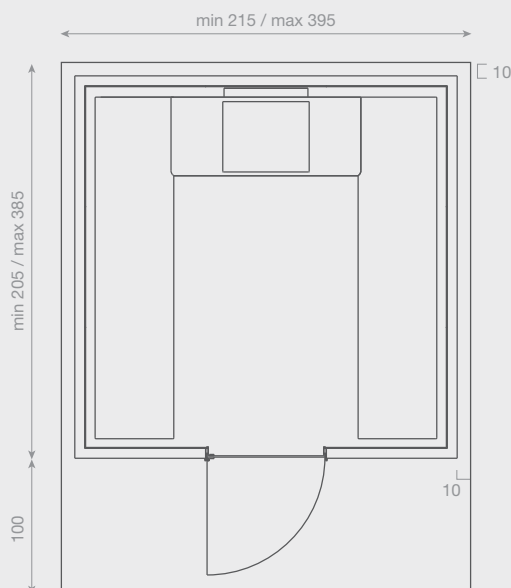
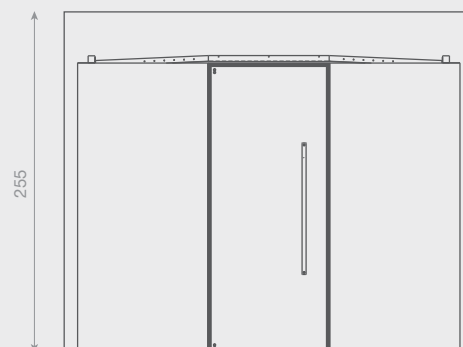
<b>Crystal white</b>	Walls of white back-painted crystal. Seating in white solid surface
<b>Crystal black</b>	Walls of black back-painted crystal. Seating in black solid surface
<b>Luxury Calacatta</b>	Walls of Calacatta marble. Seating in white solid surface
<b>Luxury Eramosa</b>	Walls of Eramosa marble. Seating in black solid surface

**N.B. flooring is not supplied for SweetMediterraneanPro and is realised according to the planning arrangements.**

(\*) The glazed front of the Vision version can measure up to a maximum of 285 cm: for larger layouts two walls are provided on the left and right sides of the glazing.

**SweetMediterraneanPro and SweetMediterraneanPro Vision functions:**

ALARM	Button inside cabin
WALL HEATING	Activated from technical space
COLOURS	Activated from technical space
LIGHT	Activated from technical space
MP3 WITH MUSIC PLAY/STOP/SKIP/VOLUME +/-	Activated from technical space

**SweetMediterraneanPro****PERIMETER DIMENSIONS****MINIMUM ROOM HEIGHT**

All Starpool products comply with current European standards. Starpool reserves the right to modify or update the technical specifications and dimensions of products without notice. If the purchaser intends to install Starpool products in non-EU where standards differ from European CE standards, the purchaser must indicate the necessary additional requirements to Starpool.

# SweetShower

design **Cristiano Mino**

## **A NEW SENSE OF WATER**






# SweetShower



## THE BATH THE SHOWER AS A MEMORABLE EXPERIENCE

SweetShower is the shower system that redefines the relationship between body and water. Colours, jets varying in intensity, inviting scents and sounds combine in a rain sensation thanks to the wide shower head. Moments dedicated to self-treatment each day become an awakening of the senses, with the warmth, the sting of the mist, cold with mint and the exotic maracuja all helping to improve the day with a genuinely memorable experience.





# BE SMART

Multifunctional and versatile, SweetShower means personalisation and maximum interaction. A unique control system synthesises all functions on a simple and intuitive touch screen.



## SHOWER

In SweetShower the shower head is discreet and tangible: it is also visible when not in use and can create a void from which water and light originate to transform the shower into a unique experience.



## SENSORY SHOWERS

SweetShower offers the delicate emotions of Breeze, a fresh, blue, nebulisation aromatised with mint and Rain, a red summery rain with maracuja.



#### **TOUCH-SCREEN DISPLAY**

Comfort is translated into user-friendly technology with quick and easy access to all functions via the touch screen using the simple, intuitive interface.



#### **COLOUR/MUSIC**

The lighting features of SweetShower add all the beneficial effects of the use of colours to the well-being experience and can be left to fade in and out or set to your preferred tone.

Music kit with preset selection of Spa Music by Starpool. Audio MP3 player and Bluetooth optional.


# FUNCTIONAL DESIGN

SweetShower is the new high-tech shower from Starpool. A combination of elements and a sophisticated design enclose functionality and beauty in a single space.

WALLS




**Crystal white**  
Walls of white  
back-painted crystal.



**Crystal black**  
Walls of black  
back-painted crystal.



**Luxury Calacatta**  
Walls of Calacatta  
marble.



**Luxury Eramosa**  
Walls of Eramosa  
marble.

## **1 DOOR**

Comfort, practicality and accessibility thanks to the door extended to 87 cm in width.

## **2 TOUCH-SCREEN DISPLAY**

A practical touch screen with an intuitive interface quick and easy access to the SweetShower functions and programs.

## **3 LIGHTING**

The lighting features of SweetShower add all the beneficial effects of the use of colours to every treatment and can be left to fade in and out or set to your preferred tone.

## **4 ZERO GROUTING**

With a grout surface of less than 1% of the glass or marble coating, SweetShower is a product that offers the best guarantee for hygiene.



### 5\_SHOWER/SHOWERS

Shower head integrated into the ceiling in a unique solution with a “summer downpour” effect, with white light and two sensory showers, each accompanied by an emotional aroma and coloured LEDs.

### 6\_TECHNICAL SPACE WITH DRAWER

The sliding drawer containing the technical space allows ordinary maintenance to be carried out fully autonomously in simple operations. Where space is lacking the technical space can be installed at a remote location.

### 7\_FRAME

In the Vision version the front wall is set in an elegant, 3-cm thick solid surface framework.

### PRACTICALITY

SweetShower is a shower model that is ready to install. Installation is fast and safe, even in areas where flooring is already present. The product can be removed and reassembled elsewhere at any time.













# TECHNICAL DETAILS



SweetShower



SweetShower Vision

EXTERNAL DIMENSIONS WITH INTEGRATED TECHNICAL SPACE WITH CARRIAGE (cm)	130 W x 105 D x 233 H	 x1	130 W x 105 D x 233 H	 x1
	130 W x 195 D x 233 H	 x1	130 W x 195 D x 233 H	 x1
	220 W x 105 D x 233 H	 x1	220 W x 105 D x 233 H	 x1
EXTERNAL DIMENSIONS WITH REMOTE TECHNICAL SPACE WITH PANEL (cm)	105 W x 105 D x 233 H	 x1	105 W x 105 D x 233 H	 x1
	105 W x 195 D x 233 H	 x1	105 W x 195 D x 233 H	 x1
	195 W x 105 D x 233 H	 x1	195 W x 105 D x 233 H	 x1
VOLTAGE	230 VAC 1P+N+PE			
CONSUMPTION MAX IN KW	200 W			
TECHNICAL SPECIFICATION	Shower with two sensory showers			
LIGHTING	RGB LED strips			
MUSIC KIT	Music kit with preset selection of Spa Music by Starpool. Audio MP3 player and Bluetooth optional.			
FRAME/DOOR	Door frame in AISI316L steel. Door in tempered crystal, thk.10 mm. Door width 87 cm Handle: steel/steel		Perimeter frame for glass front with 3-cm solid surface. Door in tempered crystal, thk.10 mm. Door width 87 cm Handle: steel/steel	

## FITTINGS

<b>Crystal white</b>	Walls of white back-painted crystal.
<b>Crystal black</b>	Walls of black back-painted crystal.
<b>Luxury Calacatta</b>	Walls of Calacatta marble.
<b>Luxury Eramosa</b>	Walls of Eramosa marble.

N.B. flooring is not supplied for SweetShower and is realised according to the planning arrangements.

SweetShower and SweetShower Vision are available in two versions

	PERSONAL PLUS	PERSONAL
ON/OFF	•	•
COLOURS	•	•
LIGHT	•	•
MP3 WITH MUSIC PLAY/STOP/REW/FF/VOLUME +/-	•	-
AUDIO DIFFUSER	•	•
ALARM	•	•
BREEZE & RAIN SENSORY SHOWERS	•	-
AROMA SENSORY SHOWER BREEZE (MINT) RAIN (MARACUJA)	*	-
SPA SYSTEM PROGRAM	•	-
WALL WATER JET WITH HOT/COLD WATER MIXER	•	•
CEILING SHOWER HEAD	•	•
FLOW DIVERTER FROM WATER JET TO SHOWER HEAD	•	•
BASE/FLOORING	*	*

All functions are activated from the touch screen panel in the cabin. (\*) Where indicated these functions are optional.

**SweetShower**

The image displays three technical drawings of SweetShower shower cabin models, each with a side view and a front view. The side views show the sliding carriage with technical space and dimensions: 140 (Reduced dimensions) width, 105 depth, and 110 (Reduced dimensions) height. The front views show the sliding carriage with technical space and a minimum height of 240 (altezza minima del locale). The three models are distinguished by their overall widths: 140, 195, and 230 (Reduced dimensions).

**CE** All Starpool products comply with current European standards. Starpool reserves the right to modify or update the technical specifications and dimensions of products without notice. If the purchaser intends to install Starpool products in non-EU where standards differ from European CE standards, the purchaser must indicate the necessary additional requirements to Starpool.

# COMPARATIVE TABEL



## TECHNICAL DATA

	SweetSpa SweetSpa XL	SweetSauna90 SweetSauna90 XL
TECHNICAL SPECIFICATION	steam bath	Finnish sauna
TEMPERATURE	43 - 45°C	80 - 90 °C
RELATIVE HUMIDITY	98%	10 - 20%
HEATING	direct steam admission	convection from electric stove
VOLTAGE	230 VAC 1P+N+PE 400 VAC 3P+N+PE	230 VAC 1P+N+PE 400 VAC 3P+N+PE
CONSUMPTION IN KW	3.5 - 5	4.5 - 6.5
LIGHTING	RGB 6-colour LED fixed or fading in/out	RGB 6-colour LED fixed or fading in/out
BASE/FLOORING	Integrated in personal plus/personal versions. Not supplied with social version	Integrated in personal plus/personal versions. Not supplied with social version

## FUNCTIONS

ON/OFF	from keypad in personal plus/personal versions; from technical space in social version	from keypad in personal plus/personal versions; from technical space in social version
ALARM	from keypad in all versions: personal plus/personal/social	from keypad in all versions: personal plus/personal/social
COLOURS	from keypad in personal plus/personal versions; from technical space in social version	from keypad in personal plus/personal versions; from technical space in social version
LIGHT	from keypad in personal plus/personal versions; from technical space in social version	from keypad in personal plus/personal versions; from technical space in social version
MP3 WITH MUSIC PLAY/STOP/REW/FF/VOLUME +/-	from keypad in personal plus/personal versions; from technical space in social version	from keypad in personal plus/personal versions; from technical space in social version
WALL WATER JET, COLD WATER ONLY	only in social version	-
BREEZE REACTION SHOWER	only in personal plus version	-
RAIN REACTION SHOWER	only in personal plus version	-
WELLNESS PATHS	from keypad only in personal plus version	from keypad only in personal plus version
WALL WATER JET WITH THERMOSTATIC HOT/COLD WATER MIXER	only in personal plus/personal versions	-
CEILING SHOWER HEAD	only in personal plus/personal versions	-
FLOW DIVERTER FROM WATER JET TO SHOWER HEAD	only in personal plus/personal versions	-
SAUNA AROMA DIFFUSER UNDER SEATING	-	only in personal plus version
SENSORY SHOWER AROMAS BREEZE (MINT) AND RAIN (MARACUJA)	only for personal plus version	-





SweetSauna Infrared	SweetSauna90 Combi + XL	SweetSteamSmart + Vision	SweetSaunaSmart + Vision
infrared sauna	Finnish sauna - infrared sauna	steam bath	Finnish sauna
35 - 40°C	80 - 90°C / 35 - 40°C	45 - 48°C	80 - 90 °C
10 - 20%	10 - 20%	98%	10 - 20%
infrared lamps	convection from stove - infrared lamps	direct steam admission	convection from stove
230 VAC 1P+N+PE	230 VAC 1P+N+PE 400 VAC 3P+N+PE	230 VAC 1P+N+PE	230 VAC 1P+N+PE
1.3	4.5 - 6.5	3.5	4.5
RGB 6-colour LED fixed or fading in/out	RGB 6-colour LED fixed or fading in/out	RGB 6-colour LED fixed or fading in/out	RGB 6-colour LED fixed or fading in/out
Integrated in personal plus/personal versions	Integrated in personal plus/personal versions	optional for all versions: personal plus/personal	optional for all versions: personal plus/personal

from keypad in all versions: personal plus/personal	from keypad in all versions: personal plus/personal	from keypad in versions: personal plus/personal	from keypad in versions: personal plus/personal
from keypad in all versions: personal plus/personal	from keypad in all versions: personal plus/personal	from keypad in versions: personal plus/personal	from keypad in versions: personal plus/personal
from keypad in all versions: personal plus/personal	from keypad in all versions: personal plus/personal	from keypad in versions: personal plus/personal	from keypad in versions: personal plus/personal
from keypad in all versions: personal plus/personal	from keypad in all versions: personal plus/personal	from keypad in versions: personal plus/personal	from keypad in versions: personal plus/personal
from keypad in all versions: personal plus/personal	from keypad in all versions: personal plus/personal	from keypad only in personal plus version	from keypad only in personal plus version
-	-	from inside cabin for versions: personal plus/personal	-
-	-	only in personal plus version	-
-	-	only in personal plus version	-
from keypad only in personal plus version	from keypad only in personal plus version	from keypad only in personal plus version	from keypad only in personal plus version
-	-	for all versions: personal plus/personal	-
-	-	for all versions: personal plus/personal	-
-	-	for all versions: personal plus/personal	-
only in personal plus version	only in personal plus version	-	-
-	-	optional only for personal plus version	-

# COMPARATIVE TABEL



## TECHNICAL DATA

	SweetSaunaSmart Infrared	SweetSaunaSmart Combi + Vision
TECHNICAL SPECIFICATION	infrared sauna	Finnish sauna - infrared sauna
TEMPERATURE	35 - 40°C	80 - 90°C 35 - 40°C
RELATIVE HUMIDITY	10 - 20%	10 - 20%
HEATING	infrared lamps	convection from stove infrared lamps
VOLTAGE	230 VAC 1P+N+PE	230 VAC 1P+N+PE
CONSUMPTION IN KW	1	4.5
LIGHTING	RGB 6-colour LED fixed or fading in/out	RGB 6-colour LED fixed or fading in/out
BASE/FLOORING	optional for all versions: personal plus/personal	optional for all versions: personal plus/personal

## FUNCTIONS

ON/OFF	from keypad in all versions: personal plus/personal	from keypad in all versions: personal plus/personal
ALARM	from keypad in all versions: personal plus/personal	from keypad in all versions: personal plus/personal
COLOURS	from keypad in all versions: personal plus/personal	from keypad in all versions: personal plus/personal
LIGHT	from keypad in all versions: personal plus/personal	from keypad in all versions: personal plus/personal
MP3 WITH MUSIC PLAY/STOP/REW/FF/VOLUME +/-	from keypad only in personal plus version	from keypad only in personal plus version
WALL WATER JET, COLD WATER ONLY	-	-
BREEZE REACTION SHOWER	-	-
RAIN REACTION SHOWER	-	-
WELLNESS PATHS	from keypad only in personal plus version	from keypad only in personal plus version
WALL WATER JET WITH THERMOSTATIC HOT/COLD WATER MIXER	-	-
CEILING SHOWER HEAD	-	-
FLOW DIVERTER FROM WATER JET TO SHOWER HEAD	-	-
SAUNA AROMA DIFFUSER UNDER SEATING	only in version personal plus	-
SENSORY SHOWER AROMAS BREEZE (MINT) AND RAIN (MARACUJA)	-	-



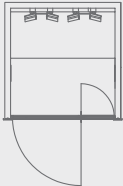
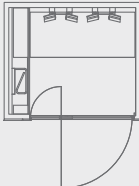
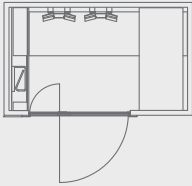
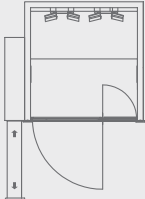
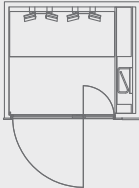
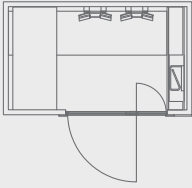
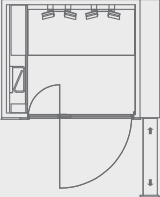
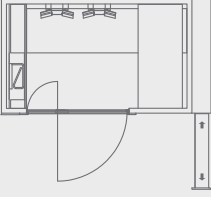
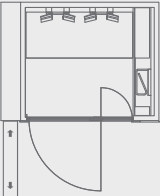
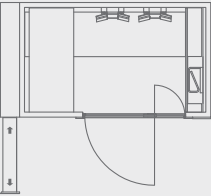
SweetSteamPro + Vision	SweetSaunaPro + Vision	SweetMediterraneanPro + Vision	SweetShower + Vision
steam bath	Finnish sauna - soft sauna	Mediterranean bath	shower with sensory showers
43 - 45°C	90 - 100°C (Finnish sauna) 50 - 60°C (soft sauna)	45 - 50°C	-
98%	10 - 20% (Finnish sauna) / 40 - 60% (soft sauna)	55 - 65%	-
patented AirSteamSystem technology	convection from stove + humidifier for soft sauna	wall irradiation and convection from electric stove	-
400 VAC 3-phase	400 VAC 3-phase	400 VAC 3-phase	230 VAC 1P+N+PE
6.5 - 18.5	6.5 - 24.5	7.2 - 9.7	200 W
RGB 6-colour LED fixed or fading in/out	RGB 6-colour LED fixed or fading in/out	RGB 6-colour LED fixed or fading in/out	RGB 6-colour LED fixed or fading in/out
not available	not available	not available	optional for all versions: personal plus/personal

from technical space	from technical space	from technical space	from keypad in all versions: personal plus/personal
keypad inside cabin	keypad inside cabin	keypad inside cabin	from keypad in all versions: personal plus/personal
from technical space	from technical space	from technical space	from keypad in all versions: personal plus/personal
from technical space	from technical space	from technical space	from keypad in all versions: personal plus/personal
from technical space	from technical space	from technical space	from keypad only in personal plus version
shower jet inside cabin, number of jets increases as dimensions increase	-	shower jet inside cabin, number of jets increases as dimensions increase	-
-	-	-	only in version personal plus
-	-	-	only in version personal plus
-	-	-	from keypad only in personal plus version
-	-	-	for all versions: personal plus/personal
-	-	-	for all versions: personal plus/personal
-	-	-	for all versions: personal plus/personal
-	-	-	-
-	-	-	optional only for personal plus version

# LAYOUTS


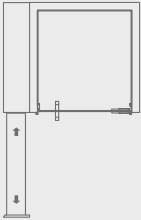
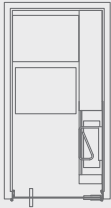
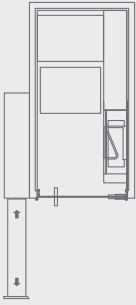

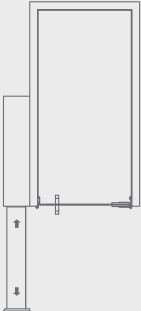
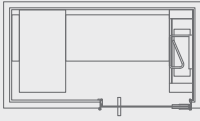
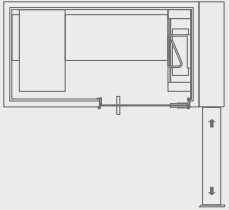

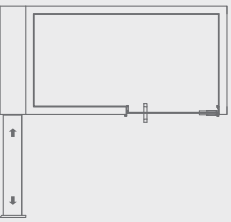
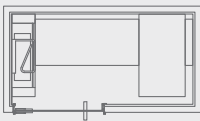
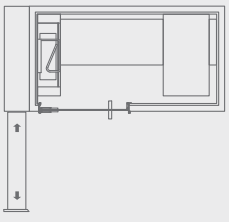

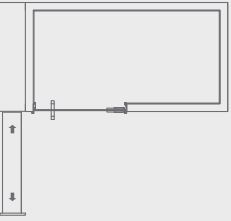
SweetSpa	SweetSpa XL	SweetSauna90	SweetSauna90 XL
<p>150 x 150 cm    α</p> 	<p>250 x 150 cm    α</p> 	<p>175 x 150 cm    α</p> 	<p>250 x 150 cm    α</p> 
<p>175 x 150 cm    α</p> 	<p>250 x 150 cm    β</p> 	<p>175 x 150 cm    β</p> 	<p>250 x 150 cm    β</p> 
	<p>295 x 150 cm    α</p> 	<p>200 x 150 cm    α</p> 	<p>275 x 150 cm    α</p> 
	<p>295 x 150 cm    β</p> 	<p>200 x 150 cm    β</p> 	<p>275 x 150 cm    β</p> 

N.B.: The door is shown opening in the recommended direction.

SweetSauna Infrared	SweetSauna90 Combi	SweetSauna90 Combi XL
<p>150 x 150 cm <span style="float: right;">α</span></p> 	<p>175 x 150 cm <span style="float: right;">α</span></p> 	<p>250 x 150 cm <span style="float: right;">α</span></p> 
<p>175 x 150 cm <span style="float: right;">α</span></p> 	<p>175 x 150 cm <span style="float: right;">β</span></p> 	<p>250 x 150 cm <span style="float: right;">β</span></p> 
	<p>200 x 150 cm <span style="float: right;">α</span></p> 	<p>275 x 150 cm <span style="float: right;">α</span></p> 
	<p>200 x 150 cm <span style="float: right;">β</span></p> 	<p>275 x 150 cm <span style="float: right;">β</span></p> 

N.B.: The door is shown opening in the recommended direction.

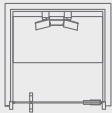
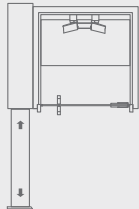
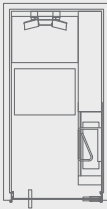
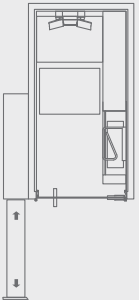
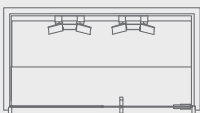
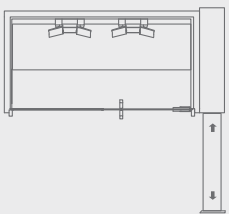
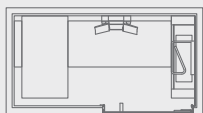
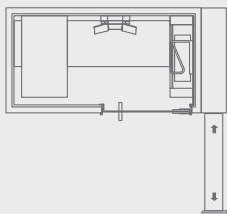
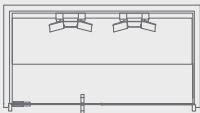
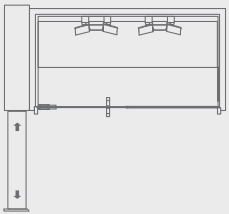
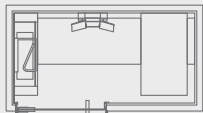
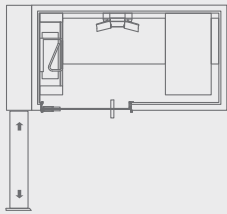
# LAYOUTS

SweetSteamSmart SweetShower		SweetSaunaSmart	
105 x 105 cm <b>A</b> 	130 x 105 cm <b>A</b> 	105 x 195 cm <b>A1</b> 	130 x 195 cm <b>A1</b> 
105 x 195 cm <b>A1</b> 	130 x 195 cm <b>A1</b> 	195 x 105 cm <b>B</b> 	220 x 105 cm <b>B</b> 
195 x 105 cm <b>B</b> 	220 x 105 cm <b>B</b> 	195 x 105 cm <b>C</b> 	220 x 105 cm <b>C</b> 
195 x 105 cm <b>C</b> 	220 x 105 cm <b>C</b> 		

N.B.: All layouts shown are also available in the Vision version. The direction of door opening is determined at the moment of purchase only for SweetSteamSmart and SweetShower. SweetShower vision is also available without the door.

**SweetSaunaSmart Infrared**  
(vision only)

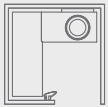
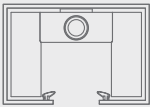
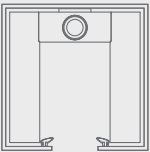
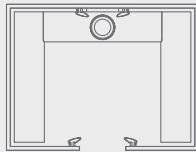
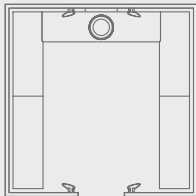
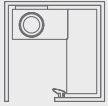
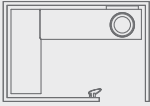
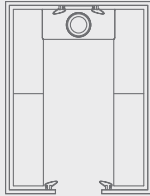
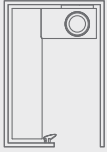
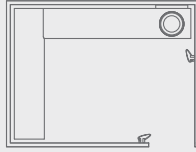
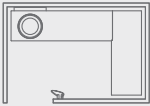
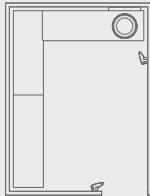
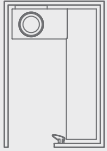
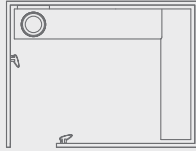
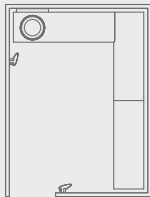
**SweetSaunaSmart Combi**

<p>105 x 105 cm <b>A</b></p> 	<p>130 x 105 cm <b>A</b></p> 	<p>105 x 195 cm <b>A1</b></p> 	<p>130 x 195 cm <b>A1</b></p> 
<p>195 x 105 cm <b>B</b></p> 	<p>220 x 105 cm <b>B</b></p> 	<p>195 x 105 cm <b>B</b></p> 	<p>220 x 105 cm <b>B</b></p> 
<p>195 x 105 cm <b>C</b></p> 	<p>220 x 105 cm <b>C</b></p> 	<p>195 x 105 cm <b>C</b></p> 	<p>220 x 105 cm <b>C</b></p> 

N.B.: The direction of door opening can only be chosen for SweetSaunaSmart Infrared. Only SweetSaunaSmart Combi is also available in the Vision version.

# LAYOUTS

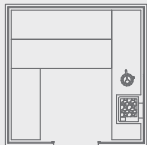

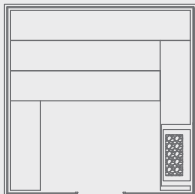

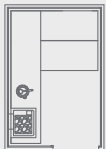
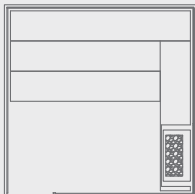

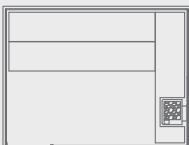
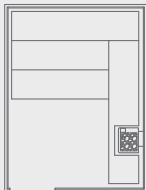
## SweetSteamPro

195 x 195 cm	285 x 195 cm	285 x 285 cm	375 x 285 cm	375 x 375 cm
 B	 A	 A	 A	 A
 C	 B		 A1	
	 B1		 B	
	 C		 B1	
	 C1		 C	
			 C1	

N.B.: All layouts shown are also available in the Vision version. The direction of door opening is determined at the moment of purchase.




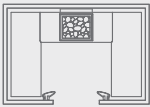
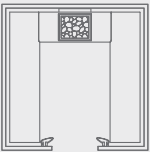
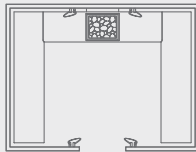
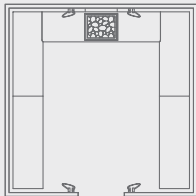
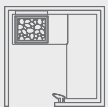

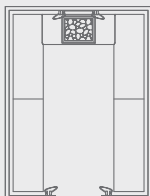
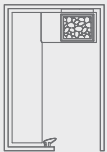
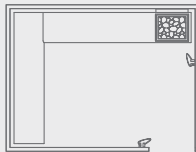
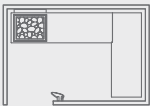
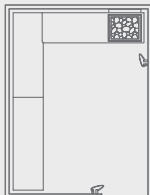
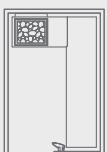

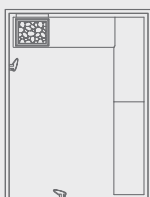
# SweetSaunaPro

195 x 195 cm	285 x 195 cm	285 x 285 cm	375 x 285 cm	375 x 375 cm
 B	 A	 A	 A	 A
 C	 B	 B	 A1	 B
	 B1	 C	 B	 C
	 C		 B1	
	 C1		 C	
			 C1	

N.B.: All layouts shown are also available in the Vision version. The direction of door opening is determined at the moment of purchase.

# LAYOUTS

## SweetMediterraneanPro

195 x 195 cm	285 x 195 cm	285 x 285 cm	375 x 285 cm	375 x 375 cm
 B	 A	 A	 A	 A
 C	 B		 A1	
	 B1		 B	
	 C		 B1	
	 C1		 C	
			 C1	

N.B.: All layouts shown are also available in the Vision version. The direction of door opening is determined at the moment of purchase.

# HOW TO FIND STARPOOL

**AmstelConcepts BV**

P.O. Box 69409, 1060 CL

Amsterdam, The Netherlands

+31 20 6693560

mhorn@amstelconcepts.com

**OVER 1,600 SPA PROJECTS AROUND  
THE WORLD  
OVER 300 HOMES FURNISHED WITH  
STARPOOL PRODUCTS**

Starpool, Wellness Concept, Sweet, Mediterranean Bath, Rivestimento Milano, Rivestimento Cortina, Relax, Excite and Purify are all trademarks of Starpool s.r.l. and are registered in the countries of the European Union and worldwide. SweetProMed, SweetProSauna, SweetProSteam, SweetSpa, SweetSauna50, SweetSense, SweetSauna90, SweetSpa Eramosa and SpaTable are patents, models or filed patents of Starpool s.r.l. in the countries of the European Union and worldwide.

Starpool® reserves the right to change its products and literature without notice as part of its continuous process of product development and improvement.

**Concept:** Creativamente - Starpool • **Graphic design:** Creativamente (PD)  
**Copywriter:** Giovanna Bazzanella • **Photographer:** Germano Borrelli • **Press:** Litografia Editrice Saturnia (TN)

**STARPOOL**

wellness concept



**AmstelConcepts BV**

Assumburg 152 B

1081 GC Amsterdam,

The Netherlands

+31 20 6693560

[info@amstelconcepts.com](mailto:info@amstelconcepts.com)

